

DS Toll Road Limited

FINANCIAL STATEMENTS

for the year ended 31st March 2017

THAKUR, VAIDYANATH AIYAR & CO.
CHARTERED ACCOUNTANTS
NEW DELHI, MUMBAI, KOLKATA, PATNA,
CHENNAI & CHANDIGARH

PHONE 2284 25 02, 2287 0067
FAX NO. 2204 63 86
11 - B, VATSA HOUSE,
JANMABHOOMI MARG, FORT,
MUMBAI --- 400 001.
Email - tvamu@gmail.com

INDEPENDENT AUDITOR'S REPORT

TO THE MEMBERS OF DS TOLL ROAD LIMITED

Report on the IndAS Financial Statements

We have audited the accompanying IndAS financial statements of **DS TOLL ROAD LIMITED** ("the Company"), which comprise the Balance Sheet as at 31st March, 2017, and the Statement of Profit and Loss (Including Other Comprehensive Income), the Cash Flow Statement and Statement of Change in Equity for the year then ended, and a summary of the significant accounting policies and other explanatory information (hereinafter referred to as "IndAS financial statements").

Management's Responsibility for the IndAS Financial Statements

The Company's Board of Directors is responsible for the matters stated in Section 134(5) of the Companies Act, 2013 ("the Act") with respect to the preparation of these IndAS financial statements that give a true and fair view of the state of the affairs, profit, cash flows and change in equity of the Company in accordance with the accounting principles generally accepted in India, including the Indian Accounting Standard (IndAS) prescribed under section 133 of the Act.

This responsibility also includes maintenance of adequate accounting records in accordance with the provisions of the Act for safeguarding the assets of the Company and for preventing and detecting frauds and other irregularities; selection and application of appropriate accounting policies; making judgments and estimates that are reasonable and prudent; and design, implementation and maintenance of adequate internal financial controls, that were operating effectively for ensuring the accuracy and completeness of the accounting records, relevant to the preparation and presentation of the IndAS financial statements that give a true and fair view and are free from material misstatement, whether due to fraud or error.

Auditor's Responsibility

Our responsibility is to express an opinion on this IndAS financial statements based on our audit.

We have taken into account the provisions of the Act, the accounting and auditing standards and matters which are required to be included in the audit report under the provision of the act and the rules made thereunder.

We conducted our audit of the IndAS financial statements in accordance with the Standards on Auditing specified under Section 143(10) of the Act. Those Standards require that we comply with ethical requirements and plan and perform the audit to obtain reasonable assurance about whether the IndAS financial statements are free from material misstatement.

An audit involves performing procedures to obtain audit evidence about the amounts and the disclosures in the IndAS financial statements. The procedures selected depend on the auditor's judgment, including the assessment of the risks of material misstatement of the IndAS financial statements, whether due to fraud or error. In making those risk assessments, the auditor considers internal financial control relevant to the Company's preparation of the IndAS financial statements that give a true and fair view in order to design audit procedures that are appropriate in the circumstances. An audit also includes evaluating the appropriateness of the accounting policies used and the reasonableness of the accounting estimates made by the Company's Directors; as well as evaluating the overall presentation of the IndAS financial statements.

We believe that the audit evidence we have obtained is sufficient and appropriate to provide a basis for our audit opinion on the IndAS financial statements.

Opinion

In our opinion and to the best of our information and according to the explanations given to us, the aforesaid IndAS financial statements give the information required by the Act in the manner so required and give a true and fair view in conformity with the accounting principles generally accepted in India including the IndAS, of the state of affairs of the Company as at March 31, 2017, and its loss, its cash flows and the change in equity for the year ended on that date.

Other Matters

The comparative financial information of the Company for the year ended 31st March 2016 and the transition date opening balance sheet as at 1st April 2015 included in these standalone IndAS financial statements, are based on the previously issued statutory financial statements prepared in accordance with the Companies (Accounting Standards) Rules, 2006 audited by the us, whose report for the year ended 31st March 2016 and 31st March 2015 dated 14th May 2016 and 18th May 2015 respectively expressed an unmodified opinion on those financial statements, as adjusted for the differences in the accounting principles adopted by the Company on transition to the IndAS, which have been audited by us.

Our opinion is not modified in respect of these matters.

Report on Other Legal and Regulatory Requirements

1. As required by the Companies (Auditors' Report) Order, 2016 ("the Order") issued by the Central Government in terms of Section 143(11) of the Companies Act, 2013 we give in the "**Annexure A**" statement on the matters specified in paragraphs 3 and 4 of the Order to the extent applicable.
 2. As required by Section 143 (3) of the Act, we report that:
 - (a) We have sought and obtained all the information and explanations which to the best of our knowledge and belief were necessary for the purposes of our audit.
 - (b) In our opinion, proper books of account as required by law have been kept by the Company so far as it appears from our examination of those books
 - (c) The Balance Sheet, the Statement of Profit and Loss, the Cash Flow Statement and the statement of change in equity dealt with by this Report are in agreement with the books of account.
-

- (d) In our opinion, the aforesaid IndAS financial statements comply with the Accounting Standards specified under Section 133 of the Act, read with relevant rule issued thereunder.
- (e) On the basis of the written representations received from the directors as on 31 March, 2017 taken on record by the Board of Directors, none of the directors is disqualified as on 31 March, 2017 from being appointed as a director in terms of Section 164 (2) of the Act.
- (f) With respect to the adequacy of the internal financial controls over financial reporting of the Company and the operating effectiveness of such controls, refer to our separate Report in "Annexure B".
- (g) With respect to the other matters to be included in the Auditor's Report in accordance with Rule 11 of the Companies (Audit and Auditors) Rules, 2014 as amended by Companies (Audit and Auditors) Amendment Rules, 2017, in our opinion and to the best of our information and according to the explanations given to us:
- i. The Company does not have any pending litigations which would impact its financial position.
 - ii. The Company did not have any long-term contracts including derivative contracts for which there were any material foreseeable losses.
 - iii. There were no amounts which were required to be transferred to the Investor Education and Protection Fund by the Company.
 - iv. The Company has provided requisite disclosures in its IndAS financial statements as to holdings as well as dealings in Specified Bank Notes during the period from 8 November, 2016 to 30 December, 2016 and these are in accordance with the books of accounts maintained by the Company. Refer Note 35 to the IndAS financial statements.

**For Thakur, Vaidyanath Aiyar & Co.
Chartered Accountants
FRN 000038N**

**C. V. Parameswar
Partner
Membership No. 11541**

Place: Mumbai
Date: 14/04/2017

ANNEXURE-A

DS TOLL ROAD LIMITED

**Annexure to Independent Auditors' Report for the period ended March 2017
(Referred to in Paragraph 1 under the Heading of "Report on Other Legal and Regulatory Requirements" of our Report of even date)**

(i) Fixed Assets

- a) The Company is maintaining proper records showing full particulars including quantitative details and situation of its fixed assets.
- b) As explained and information given to us, the fixed assets have been physically verified by the management in phased manner, which in our opinion is reasonable having regard to the size & nature of the company. No material discrepancies were noted on such verification.
- c) Title deeds of immovable assets are held in the name the company.

(ii) Inventories

There were no inventory lying as on 31.03.2017, accordingly, the provisions of clause (ii) of the Order is not applicable to the company.

(iii) Loans given

The Company has not granted any Secured or unsecured loan to companies, firms, Limited Liability Partnerships or other parties covered in the register maintained under Section 189 of the Companies Act, 2013. Hence reporting under clause 3 (iii) (a), (b) and (c) does not arise.

(iv) Compliance of Sec. 185 & 186

The Company has not entered into any transaction in respect of loans, investments, guarantee and security which attracts compliance to provisions of section 185 & 186 of the Companies Act, 2013, and therefore, paragraph 3 (iv) of the order is not applicable to the company.

(v) Public Deposit

During the year, the company has not accepted any deposits from the public, and therefore, paragraph 3 (v) of the order is not applicable.

(vi) Cost Records

The maintenance of cost records has been specified by the Central Government under sub-section (1) of Section 148 of the Act. We have broadly reviewed the books of account maintained by the company pursuant to the rules made by the Central Government for the maintenance of cost records under sub-section (1) of section 148 the Act and are of the opinion that prima facie, the specified accounts and records have been made and maintained.

(vii) Statutory Dues

- a) According to the information and explanations given to us and on the basis of our examination of the books of account, the Company has generally been regular in depositing its undisputed statutory dues including Provident Fund, Employees State insurance, income-tax, Sales-Tax, Wealth Tax, Service tax, value added tax and cess etc. except in some cases in deposition of TDS & Service Tax liability during the year. There are no undisputed dues payable, outstanding as on 31st March, 2017 for a period of more than six months from the date they became payable.
- b) According to the information and explanations given to us, there are no amounts in respect of income tax, service tax etc. that have not been deposited with the appropriate authorities on account of any dispute.

(viii) The Company has not defaulted in repayment of loans or borrowing to financial institutions, banks, government or dues to debenture holders.

(ix) The Company has not raised money by way of initial public offer or further public offer (including debt instrument) any term loans during the period under audit therefore, paragraph 3 (ix) of the order is not applicable to the company.

(x) Based upon the audit procedures performed for the purpose of reporting the true and fair view of the financial statements and as per the information and explanations given by the management, we report that no fraud by the Company or any fraud on the company by its officers or employees has been noticed or reported during the year.

(xi) Based upon the audit procedures performed and information and explanations given by the management, no managerial remuneration has been paid or provided and hence not commented upon;

(xii) As explained, the company is not a Nidhi Company. Therefore paragraph 3 (xii) of the order is not applicable to the company.

(xiii) In our opinion, all transactions with the related parties are in compliance with Section 177 and Section 188 of the Companies Act, 2013 and the details have been disclosed in the financial statement as required by the applicable accounting standards.

(xiv) Company has not made preferential allotment or private placement of shares or fully or partially convertible debenture during the year under review. Therefore, clause (xiv) of the order is not applicable to the company.

(xv) As per the information and explanations given by the management, the company has not entered into any non-cash transaction with directors or persons connected with him. Therefore paragraph 3 (xv) of the order is not applicable to the company.

(xvi) As per the information and explanations given by the management, company is not required to be registered under section 45-IA of the Reserve Bank of India Act, 1934. Therefore paragraph 3 (xvi) of the order is not applicable to the company.

**For Thakur, Vaidyanath Aiyar & Co.
Chartered Accountants
FRN 000038N**

Place: Mumbai
Date: 14/04/2017

**C. V. Parameswar
Partner
Membership No. 11541**

ANNEXURE-B

THE INDEPENDENT AUDITOR'S REPORT OF EVEN DATE ON THE FINANCIAL STATEMENTS OF DS TOLL ROAD LIMITED

Report on the Internal Financial Controls under Clause (i) of Sub-section 3 of Section 143 of the Companies Act, 2013 ("the Act")

We have audited the internal financial controls over financial reporting of DS TOLL ROAD LIMITED ("the Company") as of 31 March, 2017 in conjunction with our audit of the IndAS financial statements of the Company for the year ended on that date.

Management's Responsibility for Internal Financial Controls

The Company's management is responsible for establishing and maintaining internal financial controls based on, "the internal control over financial reporting criteria established by the Company considering the essential components of internal control stated in the Guidance Note on Audit of Internal Financial Controls over Financial Reporting issued by the Institute of Chartered Accountants of India". These responsibilities include the design, implementation and maintenance of adequate internal financial controls that were operating effectively for ensuring the orderly and efficient conduct of its business, including adherence to company's policies, the safeguarding of its assets, the prevention and detection of frauds and errors, the accuracy and completeness of the accounting records, and the timely preparation of reliable financial information, as required under the Companies Act, 2013.

Auditors' Responsibility

Our responsibility is to express an opinion on the Company's internal financial controls over financial reporting based on our audit. We conducted our audit in accordance with the Guidance Note on Audit of Internal Financial Controls Over Financial Reporting (the "Guidance Note") and the Standards on Auditing, issued by ICAI and deemed to be prescribed under section 143(10) of the Companies Act, 2013, to the extent applicable to an audit of internal financial controls, both applicable to an audit of Internal Financial Controls and, both issued by the Institute of Chartered Accountants of India. Those Standards and the Guidance Note require that we comply with ethical requirements and plan and perform the audit to obtain reasonable assurance about whether adequate internal financial controls over financial reporting was established and maintained and if such controls operated effectively in all material respects.

Our audit involves performing procedures to obtain audit evidence about the adequacy of the internal financial controls system over financial reporting and their operating effectiveness. Our audit of internal financial controls over financial reporting included obtaining an understanding of internal financial controls over financial reporting, assessing the risk that a material weakness exists, and testing and evaluating the design and operating effectiveness of internal control based on the assessed risk. The procedures selected depend on the auditor's judgement, including the assessment of the risks of material misstatement of the financial statements, whether due to fraud or error.

We believe that the audit evidence we have obtained is sufficient and appropriate to provide a basis for our audit opinion on the Company's internal financial controls system over financial reporting.

Meaning of Internal Financial Controls Over Financial Reporting

A company's internal financial control over financial reporting is a process designed to provide reasonable assurance regarding the reliability of financial reporting and the preparation of financial statements for external purposes in accordance with generally accepted accounting principles. A company's internal financial control over financial reporting includes those policies and procedures that (1) pertain to the maintenance of records that, in reasonable detail, accurately and fairly reflect the transactions and dispositions of the assets of the company; (2) provide reasonable assurance that transactions are recorded as necessary to permit preparation of financial statements in accordance with generally accepted accounting principles, and that receipts and expenditures of the company are being made only in accordance with authorisations of management and directors of the company; and (3) provide reasonable assurance regarding prevention or timely detection of unauthorised acquisition, use, or disposition of the company's assets that could have a material effect on the financial statements.

Inherent Limitations of Internal Financial Controls Over Financial Reporting

Because of the inherent limitations of internal financial controls over financial reporting, including the possibility of collusion or improper management override of controls, material misstatements due to error or fraud may occur and not be detected. Also, projections of any evaluation of the internal financial controls over financial reporting to future periods are subject to the risk that the internal financial control over financial reporting may become inadequate because of changes in conditions, or that the degree of compliance with the policies or procedures may deteriorate.

Opinion

In our opinion, the Company has, in all material respects, an adequate internal financial controls system over financial reporting and such internal financial controls over financial reporting were operating effectively as at 31 March, 2017, based on, "the internal control over financial reporting criteria established by the Company considering the essential components of internal control stated in the Guidance Note on Audit of Internal Financial Controls Over Financial Reporting issued by the Institute of Chartered Accountants of India".

**For Thakur, Vaidyanath Aiyar & Co.
Chartered Accountants
FRN 000038N**

**C. V. Parameswar
Partner
Membership No. 11541**

Place: Mumbai
Date: 14/04/2017

DS Toll Road Limited
Balance Sheet

Particulars	Note	₹ Millions		
		As at 31st March, 2017	As at 31st March, 2016	As at April 1, 2015
ASSETS				
Non-current assets				
(a) Intangible assets	4	2,960.03	3,104.87	3,247.56
(b) Intangible assets under development	4	-	8.05	3.28
(c) Financial Assets				
- Other Financial Assets	5f	1.51	1.51	51.59
(e) Other non-current assets	6	3.21	2.30	2.05
		<u>2,964.75</u>	<u>3,114.73</u>	<u>3,304.47</u>
Current assets				
(a) Financial Assets				
(i) Investments	5a	126.16	120.31	113.93
(ii) Cash and cash equivalents	5b	122.81	72.00	5.44
(iii) Bank balances other than (ii) above	5c	-	-	73.80
(iv) Loans	5d	645.00	645.00	2,923.00
(v) Other financial asset	5e	68.43	0.76	960.40
(b) Current Tax Assets (Net)		3.77	18.79	17.76
(c) Other current assets	7	3.86	44.17	24.18
		<u>970.02</u>	<u>901.03</u>	<u>4,118.50</u>
Total Assets		<u><u>3,934.77</u></u>	<u><u>4,015.76</u></u>	<u><u>7,422.97</u></u>
EQUITY AND LIABILITIES				
EQUITY				
(a) Equity share capital	8	52.10	52.10	52.10
(b) Subordinated debt (in nature of Equity)	9a	468.00	468.00	468.00
(c) Other equity	9	65.41	33.84	90.62
Total Equity		<u>585.51</u>	<u>553.94</u>	<u>610.72</u>
LIABILITIES				
Non-current liabilities				
(a) Financial Liabilities				
(i) Borrowings	10	2,846.74	3,071.23	3,229.64
(ii) Other financial liabilities	12b	-	12.50	2.27
(b) Provisions	13b	85.92	48.91	12.82
(c) Deferred tax liabilities (Net)	30	90.31	124.09	56.09
		<u>3,022.97</u>	<u>3,256.72</u>	<u>3,300.81</u>
Current liabilities				
(a) Financial Liabilities				
(i) Trade payables	11	43.58	29.90	414.01
(ii) Other financial liabilities	12a	255.21	173.24	33.20
(b) Other current liabilities	14	27.48	1.92	2,901.95
(c) Provisions	13a	0.03	0.03	162.28
		<u>326.30</u>	<u>205.10</u>	<u>3,511.44</u>
Total Liabilities		<u>3,349.27</u>	<u>3,461.82</u>	<u>6,812.25</u>
Total Equity and Liabilities		<u><u>3,934.77</u></u>	<u><u>4,015.76</u></u>	<u><u>7,422.97</u></u>

The accompanying summary of significant accounting policies and other explanatory information (notes) are an integral part of the Financial Statements.

As per our attached report of even date.

For Thakur Vaidyanath Aiyar & Co.
Chartered Accountants
Firm Regn. No. 000038N

For and on behalf of the board

C.V. Parameswar
Partner
Membership No. 11541

Keushik Pal
Director
DIN: 05237230

Madar Biryani
Director
DIN: 07 30371

Prachi Gupta
Company secretary

Place: Mumbai
Date: 14th April 2017

Place: Mumbai
Date: 14th April 2017

DS Toll Road Limited
Statement of Profit and Loss

Particulars	Note	₹ Millions	
		Year ended 31st March, 2017	Year ended March 31, 2016
Revenue from Operations	15	614.22	587.42
Other Income	16	89.25	62.40
Total Income		703.47	649.83
Expenses			
Toll Operation and Maintenance expenses	17	158.12	84.93
Employee benefits expense	18	4.42	3.91
Finance costs	19	361.09	374.71
Amortization expense	4	144.84	142.69
Other expenses	20	31.85	32.36
Total expenses		700.32	638.59
Profit / (loss) before tax		3.15	11.24
Tax expense			
Current tax		6.00	-
Deferred tax charge/(credit)		(33.78)	68.01
Income tax for earlier years		(0.62)	-
		(28.40)	68.01
Profit/(Loss) for the period (IX + XII)		31.55	(56.77)
Other Comprehensive Income			
(i) Items that will not be reclassified to profit or loss			
Remeasurements of net defined benefit plans : Gains / (Loss)		0.01	(0.01)
(ii) Income tax relating to items that will not be reclassified to profit or loss			
Remeasurements of net defined benefit plans		0.00	(0.00)
Other Comprehensive Income / (Loss)		0.01	(0.01)
Total Comprehensive Income / (Loss)		31.56	(56.78)
Earnings per equity share of ₹10 each			
Basic & Diluted	26	6.06	(10.90)

The accompanying summary of significant accounting policies and other explanatory information (notes) are an integral part of the Financial Statements.

As per our attached report of even date.

For Thakur Vaidyanath Aiyar & Co.
Chartered Accountants
Firm Regn. No. 000038N

C.V. Parameswar
Partner
Membership No. 11541

Place: Mumbai
Date: 14th April 2017

For and on behalf of the board

Kaushik Pal
Director
DIN: 05237230

Place: Mumbai
Date: 14th April 2017

Madan Biyani
Director
DIN: 07130371

Prachi Gupte
Company secretary

DS Toll Road Limited
Combined Cash flow Statement

Particulars	₹ Millions	
	Year ended 31st March, 2017	Year ended March 31, 2016
A CASH FLOW FROM OPERATING ACTIVITIES:		
Profit before exceptional items and tax	3.15	11.24
Adjustments for:		
Amortisation expense	144.84	142.89
Interest income	(75.42)	(54.72)
Dividend income	(5.85)	(6.40)
Interest expense	361.09	374.71
	<u>427.81</u>	<u>487.51</u>
Cash Generated from Operations before working capital changes		
Adjustments for:		
(Increase)/decrease in financial assets except for investments	(6.46)	123.88
(Increase)/decrease in other assets	40.31	(20.00)
Increase/(decrease) in trade payables	13.67	(384.10)
Increase/(decrease) in other financial liabilities	0.41	0.64
Increase/(decrease) in provisions	37.03	(131.15)
Increase/(decrease) in other current liabilities	25.56	(2,900.03)
	<u>110.51</u>	<u>(3,310.75)</u>
Cash generated from operations	538.32	(2,843.24)
Taxes (paid) net of refunds	8.64	(1.03)
Net cash generated from operating activities - [A]	<u>547.96</u>	<u>(2,844.27)</u>
B CASH FLOW FROM INVESTING ACTIVITIES:		
Purchase/sale proceeds of intangible assets (including intangible assets under development)	8.45	7.20
Purchase of current investments (net of proceeds)	-	0.02
Inter corporate deposits repaid	-	2,923.00
Inter corporate deposits given	-	(845.00)
Interest received	14.22	1,014.38
Net cash (used in) / generated from investing activities - [B]	<u>22.67</u>	<u>3,299.58</u>
C CASH FLOW FROM FINANCING ACTIVITIES:		
Repayment of long term borrowings	(159.25)	(33.11)
Interest paid	(360.58)	(355.63)
Net cash used in financing activities - [C]	<u>(519.82)</u>	<u>(388.74)</u>
Net increase/(decrease) in cash and cash equivalents - [A+B+C]	50.81	66.57
Add: Cash and cash equivalents at the beginning of the year	72.00	5.43
Cash and cash equivalents at the end of the year	<u>122.81</u>	<u>72.00</u>
Components of Cash and cash equivalents		
Balances with banks - in Current accounts	12.72	19.96
Deposits with maturity of less than three months	108.50	50.00
Cash on hand	1.59	2.04
Total Cash and cash equivalents	<u>122.81</u>	<u>72.00</u>

Note: The above Statement of Cash Flows has been prepared under the 'Indirect Method' as set out in Ind AS 7, 'Statement of Cash Flows'.

The accompanying summary of significant accounting policies and other explanatory information (notes) are an integral part of the Financial Statements.

As per our attached report of even date

For **Thakur Vaidyanath Aiyar & Co.**
Chartered Accountants
Firm Regn. No. 000038N

C.V. Parameswar
Partner
Membership No. 11541

Place: Mumbai
Date: 14th April 2017

For and on behalf of the board

Kaushik Pal
Director
DIN: 05237230

Madan Brijani
Director
DIN: 07130371

Prachi Gupte
Company secretary

Place: Mumbai
Date: 14th April 2017

DS Toll Road Limited
Statement of Changes in Equity

A. EQUITY SHARE CAPITAL

₹ Millions

	Note	Balance at the beginning of the year	Changes in equity share capital during the year	Balance at the end of the year
For the year ended 31st March, 2016		52.10	-	52.10
For the year ended 31st March, 2017		52.10	-	52.10

B. OTHER EQUITY

₹ Millions

	Note	Reserves and Surplus	
		Retained Earnings (Note 9b)	Total
Balance at April 01, 2015		90.82	90.82
Profit for the year		(56.77)	(56.77)
Other comprehensive income for the year		(0.01)	(0.01)
Total comprehensive income for the year		(56.76)	(56.76)
Balance at 31st March 2016		33.84	33.84
Balance at April 01, 2016		33.84	33.84
Profit for the year		31.55	31.55
Other comprehensive income for the year		0.01	0.01
Total comprehensive income for the year		31.56	31.56
Balance at 31st March, 2017		65.41	65.41

The accompanying summary of significant accounting policies and other explanatory information (notes) are an integral part of the Financial Statements.


As per our attached report of even date

For Thakur Vaidyanath Aiyar & Co.
Chartered Accountants
Firm Regn. No. 000038N

C.V. Parameswar
Partner
Membership No. 11541

Place: Mumbai
Date: 14th April 2017

For and on behalf of the board




Kaushik Pal
Director
DIN: 05237230


Place: Mumbai
Date: 14th April 2017



Madan Biyani
Director
DIN: 07130371

Prachi Gupte
Company secretary





DS Toll Road Limited
Notes to Financial Statements

Note 1: Corporate information

DS Toll Road Limited (the "company") was awarded on Build, Operate and Transfer (BOT), the widening of existing two-lane covering 53.325 kms stretch from Km 373.275 (Start of proposed flyover at Dindugal Bypass) to- Km 426.60 (Samayanallore) Section of National Highway No.7 in the State of Tamilnadu and operation and maintenance thereof, under the Concession Agreement dated January 30, 2006 with National Highways Authority of India. The Concession Agreement is for 20 years from the appointed date stated in clause 1.1 of the said agreement.

Note 2: Basis of preparation

These Financial Statements of the Company comprises of Balance Sheet, Statement of Profit and Loss, Cash Flow Statement, Statement of Changes in Equity, a summary of significant accounting policies, notes and other explanatory information

These Financial Statements comply in all material aspects with Indian Accounting Standards (Ind AS) notified under Section 133 of the Companies Act, 2013 (the Act) [Companies (Indian Accounting Standards) Rules, 2015] and other relevant provisions of the Act. These Financial Statements have been prepared in accordance with the requirements of the information and disclosures mandated by Schedule III of the Act, applicable Ind AS, other applicable pronouncements and regulations. These Financial Statements are the first Financial Statements of the Company under Ind AS. The Financial Statements up to year ended 31 March 2016 were prepared in accordance with the accounting standards notified under Companies (Accounting Standard) Rules, 2006 (as amended) and other relevant provisions of the Act.

These Financial Statements have been prepared on a historical cost basis, except for certain assets and liabilities which have been measured at fair value. For the purpose of preparation of these Financial Statements, the transition date to Ind AS is considered as April 1, 2015.

These Financial Statements are presented in ₹ Millions, except where otherwise indicated.

Accounting standards issued but not yet effective

Ind AS 115 'Revenue from contracts with customers' have been published by Ministry of Corporate Affairs (MCA) but are not yet effective. Ind AS 115 establishes principles for reporting useful information to users of the financial statements about the nature, amount, timing and uncertainty of revenue and cash flows arising from an entity's contract with customers. Ind AS 115 supersedes other revenue standards i.e. Ind AS 11 and Ind AS 18 notified by Ministry of Corporate Affairs (MCA). Management has undertaken an assessment of the impact of this standard and does not believe that the impact would be material.

Note 3: Summary of Significant accounting policies

3.1 Current versus non-current classification

The Company presents assets and liabilities in the balance sheet based on current/ non-current classification.

An asset is treated as current when it is:

- Expected to be realised or intended to be sold or consumed in normal operating cycle
- Expected to be realised within twelve months after the reporting period, or
- Cash or cash equivalent unless restricted from being exchanged or used to settle a liability for at least twelve months after the reporting period

All other assets are classified as non-current.

A liability is current when:

- It is expected to be settled in normal operating cycle
- It is due to be settled within twelve months after the reporting period, or
- There is no unconditional right to defer the settlement of the liability for at least twelve months after the reporting period

All other liabilities are classified as non-current.

Deferred tax assets and liabilities are classified as non-current assets and liabilities.

The operating cycle is the time between the acquisition of assets for processing and their realization in cash and cash equivalents. The Company has identified twelve months as its operating cycle.



3.2 Foreign currencies

Functional and presentation currency

Items included in the Financial Statements of the Company are measured using the currency of the primary economic environment in which the entity operates ('the functional currency'). The Financial Statements are presented in Indian Rupees (₹), which is the Company's functional and presentation currency.

Transactions and balances

Foreign currency transactions are translated into the functional currency using the exchange rates prevailing at the dates of the transactions. Foreign exchange gains and losses resulting from the settlement of such transactions and from the translation at year-end exchange rates of monetary assets and liabilities denominated in foreign currencies are recognised in the Statement of Profit and Loss with an exception of the following:-

Under Ind AS 21 exchange differences arising on the translation/settlement of non-monetary item should be treated as income or loss in Statement of Profit and Loss. However, Ind AS 101 gives an exemption for existing long term foreign currency non-monetary items wherein the Company can continue the policy adopted for treatment of exchange differences arising on long-term foreign currency monetary items pertaining to the acquisition of a depreciable asset for items recognized on or before March 31, 2015.

For any new long term foreign currency non-monetary item recognized from or after first Ind AS financial reporting period, deferral/amortization of exchange difference will not be allowed, rather the Company will apply Ind AS 21 for recognition of gains and losses.

3.3 Fair value measurement

Fair value is the price that would be received to sell an asset or paid to transfer a liability in an orderly transaction between market participants at the measurement date. The fair value measurement is based on the presumption that the transaction to sell the asset or transfer the liability takes place either:

- In the principal market for the asset or liability, or
- In the absence of a principal market, in the most advantageous market for the asset or liability

The principal or the most advantageous market must be accessible by the Company.

The fair value of an asset or a liability is measured using the assumptions that market participants would use when pricing the asset or liability, assuming that market participants act in their economic best interest.

A fair value measurement of a non-financial asset takes into account a market participant's ability to generate economic benefits by using the asset in its highest and best use or by selling it to another market participant that would use the asset in its highest and best use.

The Company uses valuation techniques that are appropriate in the circumstances and for which sufficient data are available to measure fair value, maximizing the use of relevant observable inputs and minimizing the use of unobservable inputs.

All assets and liabilities for which fair value is measured or disclosed in the Financial Statements are categorized within the fair value hierarchy, described as follows, based on the lowest level input that is significant to the fair value measurement as a whole:

Level 1 - Quoted (unadjusted) market prices in active markets for identical assets or liabilities

Level 2- Valuation techniques for which the lowest level input that is significant to the fair value measurement is directly or indirectly observable

Level 3 -Valuation techniques for which the lowest level input that is significant to the fair value measurement is unobservable

For assets and liabilities that are recognised in the Financial Statements on a recurring basis, the Company determines whether transfers have occurred between levels in the hierarchy by re-assessing categorisation (based on the lowest level input that is significant to the fair value measurement as a whole) at the end of each reporting period.

The Company's Management determines the policies and procedures for both recurring and non - recurring fair value measurement, such as derivative instruments and unquoted financial assets measured at fair value.

DS Toll Road Limited
Notes to Financial Statements

At each reporting date, the Management analyses the movements in the values of assets and liabilities which are required to be re-measured or re-assessed as per the Company's accounting policies. For this analysis, the Management verifies the major inputs applied in the latest valuation by agreeing the information in the valuation computation to contracts and other relevant documents.

The management also compares the change in the fair value of each asset and liability with relevant external sources to determine whether the change is reasonable.

For the purpose of fair value disclosures, the Company has determined classes of assets and liabilities on the basis of the nature, characteristics and risks of the asset or liability and the level of the fair value hierarchy as explained above.

This note summarizes accounting policy for fair value. Other fair value related disclosures are given in the relevant notes.

Disclosures for valuation methods, significant estimates and assumptions of Financial instruments (including those carried at amortised cost (note 22) and Quantitative disclosures of fair value measurement hierarchy (note 23).

3.4 Revenue recognition

Revenue is measured at the fair value of the consideration received or receivable. The Company recognizes revenue when the amount of revenue can be reliably measured; when it is probable that future economic benefits will flow to the entity; and when specific criteria have been met for the Company's activities, as described below.

Toll revenue

The income from toll revenue from operations of the facility is accounted on receipt basis.

Contract revenue (construction contracts)

Contract revenue associated with the construction of road is recognized as revenue by reference to the stage of completion of the projects at the balance sheet date. The stage of completion of project is determined by the proportion that contract cost incurred for work performed up to the balance sheet date bears to the estimated total contract costs.

Contract cost includes costs that relate directly to the specific contract and allocated costs that are attributable to the construction of the toll roads. Cost that cannot be attributed to the contract activity such as general administration costs are expensed as incurred and classified as other operating expenses.

Others

Insurance and other claims are recognized as revenue on certainty of receipt basis.

Income on investment is recognized based on the terms of the investment. Income from mutual fund scheme having fixed maturity plans is accounted on declaration of dividend or on maturity of such investments. Interest income is recognised on a time proportion basis taking into account the amount outstanding and the rates applicable. For all other financial assets measured at amortised cost interest income is recorded using the Effective Interest Rate (EIR).

3.5 Accounting of intangible assets under service concession arrangement

The Company has Toll Road Concession rights where it Designs, Builds, Finances, Operates and Transfers (DBFOT) infrastructure used to provide public service for a specified period of time. These arrangements may include Infrastructure used in a public-to-private service concession arrangement for its entire useful life.

These arrangements are accounted for based on the nature of the consideration. The intangible asset model is used to the extent that the Company receives a right (a license) to charge users of the public service. The financial asset model is used when the Company has an unconditional contractual right to receive cash or another financial asset from or at the direction of the grantor for the construction services. When the unconditional right to receive cash covers only part of the service, the two models are combined to account separately for each component. If the Company performs more than one service (i.e., construction or upgrade services and operation services) under a single contract or arrangement, consideration received or receivable is allocated by reference to the relative fair values of the services delivered, when the amounts are separately identifiable.

Intangible assets model

Intangible assets arising out of service concession arrangements are accounted for as intangible assets where the Company has a contractual right to charge users of service when the projects are completed. Apart from above per the service concession agreement the Company is obligated to pay the amount of premium to National Highways Authority of India (NHAI). This premium obligation has been treated as Intangible asset given it is paid towards getting the right to earn revenue by constructing and operating the roads during the concession period.

Hence, the total premium payable to the Grantor as per the Service Concession Agreement is also recognized as an 'Intangible Assets' and the corresponding obligation for committed premium is recognized as premium obligation.

The intangible assets is measured at the fair value of consideration transferred to acquire asset, which is the fair value of consideration received or receivable for the construction services delivered.

Amortization of concession intangible assets

The Intangible asset recognized are amortised over the concession period on the basis of projected toll revenue which reflects the pattern in which the assets economic benefits are consumed. The projected total toll revenue is based on the independent traffic volume projections; Amortization is revised in case of any material change in the expected pattern of economic benefits. Refer note 24 for description and significant terms of the concession agreements.

Financial assets model

The financial asset model applies when the operator has an unconditional right to receive cash or another financial asset from the grantor in remuneration for concession services. In the case of concession services, the operator has such an unconditional right if the grantor contractually guarantees the payment of amount specified or determined in the contract or the shortfall, if any, between amounts received from users of public service and amounts specified or determined in the Contract.

Financial Assets resulting from application of Appendix A and Appendix B of Ind AS 11 are recorded in the Balance Sheet under the heading "Other Financial Assets" and recognized at amortised cost.

However in case of certain arrangements, the contract may include a payment commitment on the part of the concession grantor covering only part of investment, with the balance to be recovered from by charging users of service. In such arrangements the investment amount guaranteed by the concession grantor is recognized under the financial asset model and the residual balance is recognized under the Intangible asset model.

Any asset carried under concession arrangements is derecognized on disposal or when no future economic benefits are expected from its future use or disposal or when the contractual rights to the financial asset expire.

Maintenance obligations

Contractual obligations to maintain, replace or restore the infrastructure (principally resurfacing costs and major repairs and unscheduled maintenance which are required to maintain the Infrastructure asset in operational condition except for any enhancement element) are recognized and measured at the best estimate of the expenditure required to settle the present obligation at the balance sheet date for which next resurfacing would be required as per the concession arrangement. The provision is discounted to its present value at a pre-tax rate that reflects current market assessments of the time value of money and the risks specific to the liability.

3.6 Taxes

Current income tax

Current income tax assets and liabilities are measured at the amount expected to be recovered from or paid to the taxation authorities. The tax rates and tax laws used to compute the amount are those that are enacted or substantively enacted at the reporting date in the countries where the Company operates and generates taxable income. Current income tax relating to items recognized outside the Statement of Profit and Loss is recognized outside the Statement of Profit and Loss (either in other comprehensive income or in equity). Current tax items are recognized in correlation to the underlying transaction either in other comprehensive income or directly in equity. Management periodically evaluates positions taken in the tax returns with respect to situations in which applicable tax regulations are subject to interpretation and establishes provisions where appropriate.

Deferred tax

Deferred tax is provided using the balance sheet approach on temporary differences between the tax bases of assets and liabilities and their carrying amounts for financial reporting purposes at the reporting date.

Deferred tax liabilities and assets are recognized for all taxable temporary differences

Deferred tax assets are recognized for unused tax losses to the extent that it is probable that taxable profit will be available against which the deductible temporary differences, and the carry forward of unused tax losses can be utilized.

The carrying amount of deferred tax assets is reviewed at each reporting date and reduced to the extent that it is no longer probable that sufficient taxable profit will be available to allow all or part of the deferred tax asset to be utilized. Unrecognized deferred tax assets are re-assessed at each reporting date and are recognized to the extent that it has become probable that future taxable profits will allow the deferred tax asset to be recovered.

Deferred tax assets and liabilities are measured at the tax rates that are expected to apply in the year when the asset is realized or the liability is settled, based on tax rates (and tax laws) that have been enacted or substantively enacted at the reporting date.

Deferred tax relating to items recognized outside the Statement of Profit and Loss is recognized outside the Statement of Profit and Loss (either in other comprehensive income or in equity). Deferred tax items are recognized in correlation to the underlying transaction either in other comprehensive income or directly in equity.

Deferred tax assets and deferred tax liabilities are offset if a legally enforceable right exists to set off current tax assets against current tax liabilities and the deferred taxes relate to the same taxable entity and the same taxation authority.

3.7 Borrowing costs

Borrowing costs directly attributable to the acquisition, construction or production of an asset that necessarily takes a substantial period of time to get ready for its intended use or sale are capitalised as part of the cost of the asset. All other borrowing costs are expensed in the period in which they occur. Borrowing costs consist of interest and other costs that an entity incurs in connection with the borrowing of funds. Borrowing cost also includes exchange differences to the extent regarded as an adjustment to the borrowing costs.

3.8 Leases

Operating lease payments are recognized as an operating expense in the income statement on a straight line basis over the lease term.

3.9 Premium Deferment

Premium Deferral (i.e. premium payable less paid after adjusting premium deferment) is aggregated under premium deferred obligation in the balance sheet. The interest payable on the above is aggregated under deferred premium obligation. Interest on premium deferral is charged to the Statement of Profit and Loss.

3.10 Contingent liabilities

A contingent liability is a possible obligation that arises from past events whose existence will be confirmed by the occurrence or non-occurrence of one or more uncertain future events beyond the control of the Company or a present obligation that is not recognised because it is not probable that an outflow of resources will be required to settle the obligation. A contingent liability also arises in extremely rare cases where there is a liability that cannot be recognised because it cannot be measured reliably. The contingent liability is not recognised in the books of accounts but its existence is disclosed in the Financial Statements.

3.11 Impairment of non-financial assets

Non-financial assets are tested for impairment whenever events or changes in circumstances indicate that the carrying amount may not be recoverable. An impairment loss is recognized for the amount by which the asset's carrying amount exceeds its recoverable amount. The recoverable amount is the higher of an asset's fair value less costs of disposal and value in use. For the purposes of assessing impairment, assets are grouped at the lowest levels for which there are separately identifiable cash inflows which are largely independent of the cash inflows from other assets or groups of assets (cash-generating units). Non-financial assets that suffered impairment are reviewed for possible reversal of the impairment at the end of each reporting period.

3.12 Provisions

Provisions are recognized when the Company has a present obligation (legal or constructive) as a result of a past event, it is probable that an outflow of resources embodying economic benefits will be required to settle the obligation and a reliable estimate can be made of the amount of the obligation. When the Company expects some or all of a provision to be reimbursed the reimbursement is recognized as a separate asset, but only when the reimbursement is virtually certain. The expense relating to a provision is presented in the Statement of Profit and Loss net of any reimbursement.

If the effect of the time value of money is material, provisions are discounted using a current pre-tax rate that reflects, when appropriate, the risks specific to the liability. When discounting is used, the increase in the provision due to the passage of time is recognized as a finance cost.

3.13 Employee benefits

(i) Short term obligations

Liabilities for wages and salaries, including non-monetary benefits that are expected to be settled wholly within 12 months after the end of the period in which the employees render the related service are recognized in respect of employees' services up to the end of the reporting period and are measured at the amounts expected to be paid when the liabilities are settled. The liabilities are presented as current employee benefit obligations in the balance sheet.

(ii) Leave obligations

The Company provides sick leave and privilege leave to its employees.

Privilege and sick leave obligation is provided based on actuarial valuation which takes into account the estimated portion of leave that will be en-cashed, availed and the portion that will lapse. The portion that is expected to be en-cashed is provided for based on the basic salary of the employee and for the portion that is expected to be availed, the valuations are based on the employees' total compensation. The liability for earned leave is also classified as current where it is expected to be availed/ en-cashed during the next 12 months. The remaining portion is classified as non-current. The amounts of current and non-current liability are based on actuarial estimates.

(iii) Post - employment obligations

The Company operates various post-employment schemes, including

- (a) defined benefit plans such as gratuity
- (b) defined contribution plans such as provident fund.

Gratuity Obligations

The liability or asset recognized in the balance sheet in respect of defined benefit gratuity plans is the present value of the defined benefit obligation at the end of the reporting period less the fair value of plan assets. The defined benefit obligation is calculated annually by independent actuaries using the projected unit credit method.

The present value of the defined benefit obligation is determined by discounting the estimated future cash outflows by reference to market yields at the end of the reporting period on government bonds that have terms approximating to the terms of the related obligation.

The net interest cost is calculated by applying the discount rate to the net balance of the defined benefit obligation and the fair value of plan assets. This cost is included in employee benefit expense in the statement of profit and loss.

DS Toll Road Limited
Notes to Financial Statements

Re-measurement gains and losses arising from experience adjustments and changes in actuarial assumptions are recognized in the period in which they occur, directly in other comprehensive income. They are included in retained earnings in the Statement of Changes in Equity and in the balance sheet.

Changes in the present value of the defined benefit obligation resulting from plan amendments or curtailments are recognized immediately in profit or loss as past service cost.

Defined Contribution plans

The Company pays provident fund contributions to publicly administered provident funds as per local regulations. The Company has no further payment obligations once the contributions have been paid. The contributions are accounted for as defined contribution plans and the contributions are recognized as employee benefit expense when they are due. Prepaid contributions are recognized as an asset to the extent that a cash refund or a reduction in the future payments is available.

3.14 Cash and cash equivalents

Cash and cash equivalents in the balance sheet comprise cash at banks and on hand and short-term deposits with an original maturity of three months or less, which are subject to an insignificant risk of changes in value.

For the purpose of the Statement of Cash Flows, cash and cash equivalents consist of cash and short-term deposits, as defined above, net of outstanding bank overdrafts as they are considered an integral part of the Company's cash management.

3.15 Derivatives

Derivatives are initially recognized at fair value on the date a derivative contract is entered into and are subsequently re-measured to their fair value at the end of each reporting period.

3.16 Trade Payables

Trade payables are obligations to pay for goods or services that have been acquired in the ordinary course of business from suppliers. Accounts payable are classified as current liabilities if payment is due within one year or less (or in the normal operating cycle of the business if longer). If not, they are presented as non-current liabilities.

Trade payables are recognized initially at fair value and subsequently measured at amortised cost using the effective interest method.

3.17 Financial Instruments

A financial instrument is any contract that gives rise to a financial asset of one entity and a financial liability or equity instrument of another entity.

Financial assets

Initial recognition and measurement

All financial assets are recognised initially at fair value, in the case of financial assets not recorded at fair value through Statement of Profit and Loss, net of directly attributable transaction cost to the acquisition of the financial asset. Purchases or sales of financial assets that require delivery of assets within a time frame established by regulation or convention in the market place (regular way trades) are recognised on the trade date, i.e., the date that the Company commits to purchase or sell the asset.

For purposes of subsequent measurement, financial assets are classified in following categories;

- at amortised cost
- at fair value through profit or loss (FVTPL)
- at fair value through other comprehensive income (FVTOCI)

DS Toll Road Limited
Notes to Financial Statements

Financial Assets at amortised cost

Financial assets are measured at the amortised cost if both the following conditions are met:

- a) The asset is held within a business model whose objective is to hold assets for collecting contractual cash flows, and
- b) Contractual terms of the asset give rise on specified dates to cash flows that are solely payments of principal and interest (SPPI) on the principal amount outstanding.

This category is the most relevant to the Company. All the Loans and other receivables under financial assets (except Investments) are non-derivative financial assets with fixed or determinable payments that are not quoted in an active market.

After initial measurement such financial assets are subsequently measured at amortised cost using the Effective Interest Rate (EIR) method. Amortised cost is calculated by taking into account any discount or premium on acquisition and fees or costs that are an integral part of the EIR. The EIR amortization is included in finance income in the Statement of Profit and Loss. The losses arising from impairment are recognized in the Statement of Profit and Loss. This category generally applies to loans and other receivables.

Financial Assets at Fair Value through Statement of Profit and Loss/Other Comprehensive Income

All investments in scope of Ind AS 109 are measured at fair value. The Company has investment in mutual funds which are held for trading, are classified as at FVTPL. The Company makes such election on an instrument by instrument basis. The classification is made on initial recognition and is irrevocable.

If the Company decides to classify an instrument as at FVTOCI, then all fair value changes on the instrument, excluding dividends, are recognized in the Other Comprehensive Income. There is no recycling of the amounts from Other Comprehensive Income (OCI) to the Statement of Profit and Loss, even on sale of investment. However, the Company may transfer the cumulative gain or loss within equity. Instruments included within the FVTPL category are measured at fair value with all changes recognized in the Statement of Profit and Loss.

De-recognition

A financial asset (or, where applicable, a part of a financial asset or part of the Company's similar financial assets) is primarily derecognized (i.e. removed from the Company's balance sheet) when:

The rights to receive cash flows from the asset have expired, or

The Company has transferred its rights to receive cash flows from the asset or has assumed an obligation to pay the received cash flows in full without material delay to a third party under a 'pass-through' arrangement; and either (a) the Company has transferred substantially all the risks and rewards of the asset, or (b) the Company has neither transferred nor retained substantially all the risks and rewards of the asset, but has transferred control of the asset.

When the Company has transferred its rights to receive cash flows from an asset or has entered into a pass-through arrangement, it evaluates if and to what extent it has retained the risks and rewards of ownership. When it has neither transferred nor retained substantially all the risks and rewards of the asset, nor transferred control of the asset, the extent of the Company's continuing involvement in the asset is determined. The transferred asset and the associated liability are recognized at reflects the rights and obligations that the Company has retained.

DS Toll Road Limited
Notes to Financial Statements

Impairment of financial assets

The Company assesses on a forward looking basis the expected credit losses associated with its assets carried at amortised cost and FVOCI. The impairment methodology applied depends on whether there has been a significant increase in credit risk.

The Company has three types of financial assets subject to Ind AS 109's expected credit loss model:

- Loans receivables measured at amortised cost
- Retentions receivable, grant receivable from NHAI
- Loans given to employees

The impairment methodology for each class of financial assets stated above is as follows:

Loans receivables measured at amortised cost: Loans receivables at amortised cost are generally short term in nature considered to be low risk, and thus the impairment provision is determined as 12 months expected credit losses.

Loans given to employees: For loans given to employees outstanding as on the reporting dates, the has determined reliably that assessing the probability of default at the initial recognition of each and every loan or receivable would result in undue cost and effort. As permitted by Ind AS 109, the credit provision will be determined based on whether credit risk is low only at each reporting date, until the loan is derecognized. Using the impairment methodology the Company has assessed that no loan loss allowance needs to be recorded in the books of accounts.

Expected credit loss ('ECL') impairment loss allowance (or reversal) recognized during the period is recognized as income/ expense in the Statement of Profit and Loss (P&L). This amount is reflected under the head 'other expenses' in the P&L. The balance sheet presentation for various financial instruments is described below:

Financial assets measured as at amortized cost and other contractual revenue receivables - ECL is presented as an allowance, i.e., as an integral part of the measurement of those assets in the balance sheet. The allowance reduces the net carrying amount. Until the asset meets write-off criteria, the Company does not reduce impairment allowance from the gross carrying amount.

Financial Liabilities

Initial recognition and measurement

Financial liabilities are classified, at initial recognition, as financial liabilities at fair value through Statement of Profit and Loss; loans and borrowings, trade payables or other payables.

All financial liabilities are recognized initially at fair value.

The Company's financial liabilities include trade and other payables, loans and borrowings including bank overdrafts and other payables.

Subsequent measurement

The measurement of financial liabilities depends on their classification, as described below:

Loans and borrowings

This is the category most relevant to the Company. After initial recognition, interest-bearing loans and borrowings are subsequently measured at amortised cost using the EIR method. However, the Company has borrowings at floating rates. The impact of restatement of effective interest rate, year on year due to reset of interest rate, is not material. Gains and losses are recognized in Statement of Profit and Loss when the liabilities are derecognized as well as through the transaction cost amortization process.

Retention money payable

This is the category most relevant to the Company. Retention monays are measured at Fair value initially. Subsequently, they are measured at amortised c method. Gains and losses are recognized in Statement of Profit. nized as well as through the EIR amortization process.

DS Toll Road Limited
Notes to Financial Statements

De-recognition

A financial liability is derecognized when the obligation under the liability is discharged or cancelled or expires. When an existing financial liability is replaced by another from the same lender on substantially different terms, or the terms of an existing liability are substantially modified, such an exchange or modification is treated as the de-recognition of the original liability and the recognition of a new liability. The difference in the respective carrying amounts is recognized in the Statement of Profit and Loss.

Offsetting of financial instruments

Financial assets and financial liabilities are offset and the net amount is reported in the balance sheet if there is a currently enforceable legal right to offset the recognized amounts and there is an intention to settle on a net basis, to realize the assets and settle the liabilities simultaneously.

Derivative financial instruments

Initial recognition and subsequent measurement

The Company uses derivative financial instruments –principal only swaps to hedge its foreign currency risks. Such derivative financial instruments are initially recognized at fair value on the date on which a derivative contract is entered into and are subsequently re-measured at fair value. Derivatives are carried as financial assets when the fair value is positive and as financial liabilities when the fair value is negative.

Any gains or losses arising from changes in the fair value of derivatives are taken directly to Statement of Profit and Loss.

3.18 Segment information

The Company is engaged in 'Road Infrastructure Project' which in the context of Ind AS 108 "Operating Segment" is considered as the only segment. The Company's activities are restricted within India and hence, no separate geographical segment disclosure is considered necessary.

3.19 Critical accounting estimates and judgements

Estimates and judgements are continually evaluated and are based on historical experience and other factors, including expectations of future events that may have a financial impact on the entity and that are believed to be reasonable under the circumstances.

The Company makes estimates and assumptions concerning the future. The resulting accounting estimates will, by definition, seldom equal the related actual results. The estimates and assumptions that have a significant risk of causing a material adjustment to the carrying amount of assets and liabilities are disclosed below.

(i) Applicability of service concession arrangement accounting to toll roads concessionaire arrangements

The Company has determined that Appendix A of Ind AS 11 'Service concession arrangements' is applicable to the Company which provides on accounting by the operators for public-to-private service concession arrangements. The Company has entered into concession arrangement with NHAI as per which the Company would participate in the Design, Build, Finance, Operate and Transfer (DBFOT) basis the toll roads infrastructure. After the end of the concession arrangement, the Company has to transfer the infrastructure i.e. toll roads constructed to National Highway Authorities of India (NHAI).

Accordingly the Company has recognized the intangible assets recognized as per the accounting policy mentioned in Note no 3.5 'Accounting of intangible assets under service concessionaire arrangement'.

(ii) Income taxes

The Company has recognized deferred tax assets relating to carried forward tax losses to the extent there are sufficient taxable temporary differences relating to the same taxation authority against which the unused tax losses can be utilized. However, the utilization of tax losses also depends on the ability of the Company to satisfy certain tests at the time the losses are recouped. Management has forecasted future taxable profits and has therefore recognized deferred tax assets in relation to tax losses.

(iii) Amortization of concession intangible assets

The intangible asset recognized are amortised over the concession period on the basis of projected toll revenue which reflects the pattern in which the assets economic benefits are consumed. The projected total toll revenue is based on the independent traffic volume projections; Amortization is revised in case of any material change in the expected pattern of economic benefits.

(iv) Impairment of concession intangible assets

The Company tests intangible assets and cash generating units have suffered any impairment, in accordance with the accounting policy stated in note 3.11. The recoverable amount of each cash generating unit has been determined based on the greater of value-in-use and fair value less costs to sell calculations. These calculations require the use of assumptions regarding traffic flows, discount rates, growth rates and other factors affecting operating activities of the cash generating units.

(v) Fair valuation of derivatives and other financial instruments

The fair value of financial instruments that are not traded in an active market is determined using valuation techniques. The Company uses its judgments to select a variety of methods and makes assumptions that are mainly based on market conditions existing at each balance sheet date.

(vi) Provision for resurfacing obligation (major maintenance expenditure)

The Company records the resurfacing obligation for its present obligation as per the concession arrangement to maintain the toll roads at every five years during the concession period. The provision is included in the Financial Statements at the present value of the expected future payments. The calculations to discount these amounts to their present value are based on the estimated timing of expenditure occurring on the roads.

The discount rate used to value the resurfacing provision at its present value is determined through reference to the nature of provision and risk associated with the expenditure.

DS Toll Road Limited

Notes to the Financial Statements

Note 4 - Intangible assets (including intangible assets under development)

₹ Millions

Particulars	Toll Collection rights	Intangible assets under development
Year ended March 2016		
Opening gross carrying amount	3,888.94	3.28
Additions	-	2.77
Closing gross carrying amount	3,888.94	6.05
Accumulated amortisation and impairment	641.39	-
Opening accumulated amortisation and impairment	641.39	-
Amortisation charge for the year	142.69	-
Closing accumulated amortisation and impairment	784.07	-
Net carrying amount	3,104.87	6.05
Year ended March 2017		
Opening gross carrying amount	3,888.94	6.05
Additions	-	(6.05)
Closing gross carrying amount	3,888.94	-
Accumulated amortisation and impairment	784.07	-
Opening accumulated amortisation and impairment	784.07	-
Amortisation charge for the year	144.84	-
Closing accumulated amortisation and impairment	928.91	-
Net carrying amount	2,960.03	-

DS Toll Road Limited
Notes to the Financial Statements

Note 5 - Financial Assets - Current

Note 5 (a) - Investments

(Investments at fair value through Profit and Loss)
Investment in mutual funds - Non trade

Quoted

Reliance Liquid Fund - Daily Dividend Plan*
March 31, 2017: (111883.90) @ (1114.15)
March 31, 2016: (107982.82) @ (1114.15)

* Investments restricted by way of lien

Aggregate market value of Investments

Note 5 (b) - Cash and Cash equivalents

Cash and cash equivalents

Balances with banks

- In current accounts

Deposits with maturity of less than three months

Cash on hand

Note 5 (c) - Other bank balances

Deposits with maturity of more than three months but less than twelve months

Cash balance not available for use:

Certain Project SPVs are required to maintain restricted cash which can only be used as a reserve for servicing the debt under financing arrangements. These restricted cash balances have not been included in the year/half year end cash balances for the purposes of preparation of Cash Flow Statement.

Cash held on restricted fixed deposits

Fixed Deposits

Note 5 (d) - Loans

Unsecured, considered good

Loans to others

	₹ Millions		
	As at 31st March, 2017	As at 31st March, 2016	As at April 1, 2015
Reliance Liquid Fund - Daily Dividend Plan*	126.16	120.31	113.93
	126.16	120.31	113.93
Aggregate market value of Investments	126.16	120.31	113.93
Balances with banks - In current accounts	12.72	19.96	3.45
Deposits with maturity of less than three months	108.50	50.00	-
Cash on hand	1.59	2.04	1.99
	122.81	72.00	5.44
Deposits with maturity of more than three months but less than twelve months	-	-	73.80
	-	-	73.80
Fixed Deposits	65.80	-	97.80
	65.80	-	97.80
Loans to others	645.00	645.00	2,923.00
	645.00	645.00	2,923.00

DS Toll Road Limited
Notes to the Financial Statements

Note 5 (e) - Other financial assets - current

	As at 31st March, 2017	As at 31st March, 2016	As at April 1, 2015
Interest accrued on fixed deposits	0.50	0.01	5.43
Retention money receivable from NHAI	0.42	0.42	0.42
Interest accrued on loans	61.28	0.33	954.55
Claim receivable from NHAI	6.22	-	-
	68.43	0.76	960.40

Note 5 (f) - Other financial assets - Non - current

Security Deposits	1.51	1.51	0.59
Deposits with maturity of more than twelve months	-	-	51.00
	1.51	1.51	51.59

Note 6 - Other non-current assets

Prepaid Expenses	2.86	1.80	1.58
Cratuity Advance	0.34	0.44	0.46
	3.21	2.30	2.05

Note 7 - Other Current assets

Advance to vendors	3.43	3.18	3.91
Advance to employees	0.05	0.30	0.30
Prepaid Expenses/Claims receivable	-	40.69	0.34
Duties and taxes receivable	0.38	0.01	19.62
	3.86	44.17	24.18

Particulars	Nos of Shares	₹ Millions		
		As at 31st March, 2017	As at 31st March, 2018	As at April 1, 2015
Note 8 - Share Capital and Other equity				
Note 8a - Authorised Share Capital				
At the beginning of the year	10,00,00,000	1,000.00	1,000.00	1,000.00
Add : Increase during the year	of ₹ 10 each	-	-	-
At the end of the year		<u>1,000.00</u>	<u>1,000.00</u>	<u>1,000.00</u>
Note 8b - Issued, subscribed and paid-up equity share capital				
At the beginning of the year	52,10,000	52.10	52.10	52.10
Add : Increase during the year	of ₹ 10 each	-	-	-
At the end of the year		<u>52.10</u>	<u>52.10</u>	<u>52.10</u>
Note 8c - Terms and rights attached to equity shares				
The Company has only one class of shares referred to as Equity Shares having a Par Value of Rs.10/-. In the event of liquidation of the company, the holders of equity shares will be entitled to receive remaining assets of the company, after distribution of all preferential amounts. The distribution will be in proportion to the number of equity shares held by the shareholders.				
Note 8d - Reconciliation of nos of Shares				
Nos of Shares at the beginning of the year		52,10,000	52,10,000	52,10,000
Add : Nos of Shares Issued during the year		-	-	-
Nos of Shares at the end of the year		<u>52,10,000</u>	<u>52,10,000</u>	<u>52,10,000</u>
Note 8e - Shares held by the Sponsor Company or their subsidiaries/associates				
Reliance Infrastructure Limited (Immediate and Ultimate Holding Company)		52,10,000	52,10,000	52,10,000
Note 8f - Details of Shareholders holding more than 5% shares				
Reliance Infrastructure Limited				
Nos of Shares		52,10,000	52,10,000	52,10,000
% of holding		100%	100%	100%

DS Toll Road Limited
Notes to the Financial Statements

	₹ Millions		
	As at 31st March, 2017	As at 31st March, 2016	As at April 1, 2015
Note 9a - Sub-ordinated debt (in nature of equity)			
At the beginning of the year	468.0	468.0	
Increase / (decrease) during the year	-	-	
At the end of the year	<u>468.0</u>	<u>468.0</u>	<u>468.0</u>

Terms and rights attached to Sub-ordinated debts infused by Sponsor alongwith its Subsidiaries

Repayment based on available cash flow after repayment of the entire secured loans to Lenders and carries 0% interest

Note 9b - Retained Earnings

At the beginning of the year	33.84	90.62	
Net Profit for the year	31.55	(56.77)	
Items of other comprehensive income recognised directly in retained earnings			
- Remeasurements of post-employment obligations (net of tax)	0.01	(0.01)	
At the end of the year	<u>65.41</u>	<u>33.84</u>	<u>90.62</u>

DS Toll Road Limited
Notes to the Financial Statements

Note 10 - Borrowings - Non current

Secured

Term loans

From banks
Rupee term loan

2,202.93

2,375.99

From financial institutions
Rupee term loan

843.81

695.24

3,229.64

Total

2,846.74

3,071.23

3,229.64

1) Rupee Term Loan from Banks :

The Borrowings are secured by the way of terms stated in Common Loan Agreement entered between DSTR and Consortium of lenders -

(i) a first ranking pari passu mortgage/charge over all the Borrower's immovable and movable properties, both present and future, except the Project Assets ;

(ii) a first ranking pari passu charge on all the Borrower's bank accounts including, but not limited to the Escrow Account/ its Sub-Accounts where all revenues, Disbursements, receivables shall be deposited and in all funds from time to time deposited therein and in all Permitted Investments or other securities representing all amounts credited to the Escrow Account.

(iii) a first ranking pari passu charge on all movable tangible and intangible assets of the Borrower (other than those specified in paragraphs (ii) above and (iv) below) including but not limited to its goodwill, undertaking and uncalled capital, both present and future, except the Project Assets ;

(iv) a first ranking pari passu charge over / assignment of the right, title, interests, benefits, claims and demands of the Borrower in, to and under any letter of credit, guarantees (except the guarantees issued in favour of NHAI) including contractor guarantees and liquidated damages and performance bond provided by any party to the Project Documents.

(v) the applicable interest rate for Rupee Term Loan varies from 10.00% to 12.00% p.a.

Note 11 - Trade Payables

Due to Micro and Small Enterprises

Trade Payables

43.58

29.90

414.01

43.58

29.90

414.01

Dues to Micro and Small Enterprises

Disclosure of payable to vendors as defined under the "Micro, Small and Medium Enterprise Development Act, 2006" is based on the information available with the Company regarding the status of registration of such vendors under the said Act, as per the intimation received from them on requests made by the company. There are no overdue principal amounts/interest payable amounts for delayed payments to such vendors at the Balance Sheet date. There are no delays in payment made to such suppliers during the year or for any earlier years and accordingly there is no interest paid or outstanding interest in this regard in respect of payments made during the year or brought forward from previous years.

DS Toll Road Limited
 Notas to the Financial Statements

Note 12 (a) - Other financial liabilities - current

	As at 31st March, 2017	As at 31st March, 2016	As at April 1, 2015
Current Maturities of long term debt	225.76	159.38	33.20
Interest Accrued but not due	12.59	13.24	-
Employee benefits payable	1.05	0.64	-
Retention Money payable	15.81	-	-
Total	255.21	173.24	33.20

Note 12 (b) - Other financial liabilities - Non - current

Non - Current			
Retention money payable	-	12.50	2.27
Total	-	12.50	2.27

Note 13 (a) - Provisions - Current

Current			
Provision for employee benefits			
- Leave encashment	0.03	0.03	0.02
Others			
- Resurfacing expenses	-	-	162.28
Total	0.03	0.03	162.28

Note 13 (b) - Provisions - Non - Current

Provision for employee benefits			
- Leave encashment	0.94	0.64	0.48
Others			
- Resurfacing expenses	84.98	48.27	12.34
Total	85.92	48.91	12.82

Movement of Resurfacing provisions is as follows:

At the beginning of the year/half year	48.27	174.80	130.39
Charged / (credited) to Statement of Profit and Loss			
Provision made/reversed during the year/half year	36.71	32.67	28.56
unwinding of discount	-	4.97	16.65
Amount utilised during the year/half year	-	(163.88)	-
At the end of the year/half year	84.98	48.27	174.80

Resurfacing provisions - significant estimates

As per the service concession arrangement with NHAI, the Project SPV is obligated to carry out resurfacing of the roads under concession. The Project SPV estimates the likely provision required towards resurfacing and accrues the costs on a straight line basis over the period at the end of the which resurfacing would be required, in the Statement of Profit and Loss in accordance with Ind AS 37 ' Provisions, Contingent Liabilities and Contingent Assets.

Note 14 - Other current liabilities

Advances from Customers	0.10	0.10	-
Duties and taxes payable	27.38	1.82	1.95
Unearned revenue from Sponsor	-	-	2,900.00
Total	27.48	1.92	2,901.95

DS Toll Road Limited
Notes to the Financial Statements

Note 15 - Revenue from operations

Operating income
- Income from toll collections
Compensation towards Toll Suspension
Other Operating income

	₹ Millions		
	Year ended 31st March, 2017	Year ended March 31, 2016	As at April 1, 2015
	587.37	588.78	568.94
	26.14	-	-
	0.71	0.64	64.07
	614.22	587.42	633.61

Note 16 - Other income

Dividend income on current investment

Interest income
- On financial assets carried at amortised cost
- On fixed deposits
- Others
Excess provision for Gratuity written back
Insurance claim received
Miscellaneous income

	5.85	6.40	8.89
	67.73	46.92	367.32
	5.95	7.79	7.04
	1.75	-	0.00
	0.34	-	0.02
	7.26	0.64	0.23
	0.38	0.64	0.85
	89.25	62.40	382.94

Note 17 - Toll Operation and Maintenance expenses (Refer Note 36)

Subcontracting expenses
Maintenance of Roads
Electricity expenses
Handling Charges
Site and other direct expenses

	10.35	25.68	15.10
	133.40	44.16	42.48
	4.37	3.26	2.76
	1.11	0.97	0.50
	8.88	10.88	13.15
	158.12	84.93	74.00

Note 18 - Employee benefits expenses

Salaries wages and bonus
Contribution to provident funds and other funds
Gratuity
Leave encashment
Staff welfare expenses

	3.81	3.52	1.20
	0.15	0.13	0.08
	0.05	0.03	-
	0.30	0.18	0.30
	0.12	0.05	-
	4.42	3.91	1.57

Note 19 - Finance Costs

Interest on loan
Unwinding of discount on provisions
Other finance charges

	361.09	369.56	384.12
	-	4.97	15.65
	0.00	0.17	0.22
	361.09	374.71	399.99

Note 20 - Other expenses

Rent
Rates & taxes
Insurance
Legal and Professional Charges
Expenditure toward Corporate Social responsibility
Auditors Remuneration
Travelling and Conveyance
Other miscellaneous expenses

	0.19	0.17	0.15
	0.14	0.09	0.03
	2.44	3.41	2.58
	5.34	24.89	13.20
	2.06	-	-
	0.42	0.80	0.35
	0.26	1.28	0.69
	20.99	1.74	56.04
	31.85	32.36	73.61

DS Toll Road Limited
Notes to the Financial Statements

Note 21 - Fair value measurements

Significance of financial instruments

	₹ Millions		
	As at 31st March, 2017	As at 31st March, 2016	As at April 1, 2015
Financial assets			
At amortised Cost			
Loans	645.00	645.00	2,923.00
Security Deposits	1.51	1.51	0.59
Fixed deposits with maturity of more than 12 months	-	-	51.00
Interest accrued on fixed deposits	0.50	0.01	5.43
Interest accrued on loans	61.28	0.33	954.55
Retention Money receivable from NHAI	0.42	0.42	0.42
Cash and Cash equivalent	122.81	72.00	5.44
Other bank balances	-	-	73.80
Claim receivable from NHAI	6.22	-	-
At Fair value through profit & loss			
Mutual fund Investments	126.16	120.31	113.93
Total financial assets	983.90	839.58	4,128.15
Financial liabilities			
At amortised Cost			
Floating Rate Borrowings	3072.50	3230.59	3262.84
Trade Payables	43.58	29.90	414.01
Retention money payable	15.81	12.50	2.27
Interest accrued but not due	12.59	13.24	-
Employee Benefits Payable	1.05	0.64	-
At Fair value through profit & loss			
Total financial liabilities	3145.52	3286.87	3879.12

	₹ Millions		
	As at 31st March, 2017	As at 31st March, 2016	As at April 1, 2015
Note 22 - Fair value Hierarchy			
(a) Fair value hierarchy - Recurring fair value measurements			
Financial assets			
At Fair value through profit & loss			
Mutual fund Investments	126.18	120.31	113.93
Total financial assets	126.16	120.31	113.93
Financial liabilities			
Total financial liabilities	-	-	-
(b) Fair value hierarchy - Assets and liabilities which are measured at amortised cost for which fair values are disclosed:			
Financial assets			
Total financial assets	-	-	-
Financial liabilities			
Level 3			
Floating Rate Borrowings	3072.50	3230.59	3262.84
Retention money payable	15.81	12.50	2.27
Total financial liabilities	3088.31	3243.08	3265.11

Recognised fair value measurements

Level 1: Level 1 hierarchy includes financial instruments measured using quoted prices. This includes mutual funds that have quoted price. The mutual funds are valued using the closing NAV.

Level 2: The fair value of financial instruments that are not traded in an active market (for example, over-the-counter derivatives) is determined using valuation techniques which maximise the use of observable market data and rely as little as possible on entity-specific estimates. If all significant inputs required to fair value an instrument are observable, the instrument is included in level 2.

Level 3: If one or more of the significant inputs is not based on observable market data, the instrument is included in level 3. This is the case for borrowings, debentures, Retention money payable and hedging derivative included in level 3.

(c) Fair value of financial assets and liabilities measured at

Financial assets			
Carrying value of financial assets at amortised cost	-	-	-
Total Financial assets at amortised cost	-	-	-
Fair value of financial assets carried at amortised cost	-	-	-
Total Fair value of financial assets at amortised cost	-	-	-
Financial liabilities			
Carrying value of financial liabilities at amortised cost			
Floating rate borrowings	3,072.50	3,230.59	3,262.84
Retention money	15.81	12.50	2.27
	3,088.31	3,243.08	3,265.11
Fair value of financial liabilities carried at amortised cost			
Floating rate borrowings	3,072.50	3,230.59	3,262.84
Debentures	-	-	-
Retention money	15.81	12.50	2.27
	3,088.31	3,243.08	3,265.11

The carrying value amounts of fixed deposits, interest accrued on deposits, retention money receivable, insurance claim receivable, cash and cash equivalents, trade payables, interest accrued, employee benefits payable and creditors for capital expenditure approximate their fair value due to their short term nature.

For financial assets and liabilities that are measured at fair value, the carrying amounts are equal to the fair values.

DS Toll Road Limited
Notes to the Financial Statements

Note 23 - Concession arrangements - Main features

Name of entity	Description of the arrangement	Significant terms of the arrangement	Intangible Assets		Financial Asset
			Gross book value	Net book value	
DS Toll Road Limited	Financing design, building and operation of 53 kilometre long four lane toll road between Dindugal and Samayanallore on National Highway 7	<p>Period of concession: 2006 - 2026</p> <p>Remuneration : Toll</p> <p>Investment grant from concession grantor : Yes</p> <p>Infrastructure return at the end of concession period : Yes</p> <p>Investment and renewal obligations : Nil</p> <p>Re-pricing dates : Yearly</p> <p>Basis upon which re-pricing or re-negotiation is determined : Inflation</p> <p>Premium payable to grantor : Nil</p>	<p>March 31, 2017</p> <p>3,888.94</p> <p>March 31, 2016</p> <p>3,888.94</p> <p>March 31, 2015</p> <p>3,888.94</p>	<p>March 31, 2017</p> <p>2,960.03</p> <p>March 31, 2016</p> <p>3,104.87</p> <p>March 31, 2015</p> <p>3,247.55</p>	<p>March 31, 2017</p> <p>-</p> <p>March 31, 2016</p> <p>-</p> <p>March 31, 2015</p> <p>-</p>

₹ Millions

DS Toll Road Limited
Notes to the Financial Statements

Note 24 – Financial risk management

The Project SPV activities exposes it to market risk, liquidity risk and credit risk.

This note explains the source of risk which the entity is exposed to and how the entity is manage the risk.

Risk	Exposure arising from	Measurement	Management
Credit risk	Cash and cash equivalents, trade receivables, financial assets measured at amortised cost.	Aging analysis Credit ratings	Diversification of bank deposits, credit limits and letters of credit
Market risk — foreign exchange	Recognized financial assets and liabilities not denominated in Indian rupee (INR)	Cash flow forecasting Sensitivity analysis	Actively Managed
Market risk — interest rate	Long-term borrowings at variable Rates	Sensitivity analysis	Actively Managed
Liquidity risk	Borrowings and other liabilities	Rolling cash flow forecasts	Availability of committed credit lines and borrowing facilities

The Project SPV's risk management is carried out by a project

Commodity risk:

The Project SPV requires for implementation (construction, operation and maintenance) of the projects, such as cement, bitumen, steel and other construction materials. For which, the Project SPV entered into fixed price contract with the EPC contractor and O&M Contractor so as to manage our exposure to price increases in raw materials. Hence, the sensitivity analysis is not required.

Market risk — interest rate risk

The Bank loans follows floating rates with resets defined under agreements. While interest rate fluctuations carry a risk on financials, the project SPV earn toll income which is linked to WPI thus providing a natural hedge to the interest rate risk.

a) Interest rate risk exposure

Particulars	₹ Millions		
	As at 31st March, 2017	As at 31st March, 2016	As at April 1, 2015
Variable Rate Borrowings	3,072.50	3,230.59	3,262.84
Total	3,072.50	3,230.59	3,262.84

b) Sensitivity analysis

Profit or loss is sensitive to higher/lower interest income from borrowings as a result of changes in interest rates.

Impact on profit/loss after tax	As at 31st March, 2017	As at 31st March, 2016	As at April 1, 2015
Interest rates (increase) by 1 basis points	(24.27)	(25.52)	(25.78)
Interest rates decrease by 1 basis points	24.27	25.52	25.78

DS Toll Road Limited
Notes to the Financial Statements

Liquidity risk - Table

The table below analyses the group's non-derivative financial liabilities and net-settled derivative financial liabilities into relevant maturity groupings based on the remaining year at the balance sheet date to the contractual maturity date. Derivative financial liabilities are included in the analysis if their contractual maturities are essential for an understanding of the timing of the cash flows. The amounts disclosed in the table are the contractual undiscounted cash flows.

	₹ Millions					
As at March 31, 2017	Less than 3 months	Between 3 months and 1 year	Between 1 year and 2 years	Between 2 years and 5 years	Over 5 years	Total
Non-derivatives						
Borrowings	56.44	169.33	292.30	1,613.39	947.70	3,079.17
Trade and other payables	10.89	32.68	-	-	-	43.58
Other financial liabilities	-	29.45	-	-	-	29.45
Total non-derivatives	67.34	231.46	292.30	1,613.39	947.70	3,152.19
As at March 31, 2016	Less than 3 months	Between 3 months and 1 year	Between 1 year and 2 years	Between 2 years and 5 years	Over 5 years	Total
Non-derivatives						
Borrowings	39.81	119.44	225.78	1,075.59	1,777.80	3,238.41
Trade and other payables	7.48	22.43	-	-	-	29.90
Other financial liabilities	-	13.88	2.27	-	-	16.15
Total non-derivatives	47.29	155.75	228.04	1,075.59	1,777.80	3,284.47
As at April 1, 2015	Less than 3 months	Between 3 months and 1 year	Between 1 year and 2 years	Between 2 years and 5 years	Over 5 years	Total
Non-derivatives						
Borrowings	8.21	24.90	159.25	903.10	2,176.07	3,271.53
Trade and other payables	103.50	310.51	-	-	-	414.01
Other financial liabilities	-	0.00	-	2.27	-	2.27
Total non-derivatives	111.72	335.41	159.25	905.37	2,176.07	3,687.80

DS Toll Road Limited
Notes to the Financial Statements

Note 25 - Capital risk management

The Project SPV objectives when managing capital are to

- Safeguard their ability to continue as a going concern, so that they can continue to provide returns for shareholders and benefits for other stakeholders, and
- Maintain an optimal capital structure to reduce the cost of capital.

For the purpose of the project SPV capital management, capital includes issued equity capital, share premium, sub-debts and all other equity reserves attributable to the equity holders of the parent. The primary objective of the project SPV capital management is to maximize the shareholder value.

The Project SPV manages its capital structure and makes adjustments in light of changes in economic conditions and the requirements of the financial covenants. To maintain or adjust the capital structure, the Project SPV may adjust the dividend payment to shareholders, return capital to shareholders or issue interest free sub-ordinate debt. The Project SPV monitors capital using a gearing ratio, which is net debt divided by total capital plus net debt. The Project SPV policy is to keep optimum gearing ratio. The Project SPV includes within net debt, interest bearing loans and borrowings, trade payables, less cash and cash equivalents.

In order to achieve this overall objective, the project SPV capital management, amongst other things, aims to ensure that it meets financial covenants attached to the interest-bearing loans and borrowings that define capital structure requirements. No changes were made in the objectives, policies or processes for managing capital for year ended March 31, 2017 and March 31, 2016.

Consistent with others in the industry, the group monitors capital on the basis of the following gearing ratio:

Net debt including total borrowings (net of cash and cash equivalents)

divided by

Total 'equity' (as shown in the balance sheet).

The project SPV strategy is to maintain a debt to equity ratio within 1.86 to 4.00. The gearing ratios at March 31, 2017 and March 31, 2016 were as follows:

Particulars	₹ Millions		
	As at 31st March, 2017	As at 31st March, 2016	As at April 1, 2015
Net debt (a)	3,072.50	3,230.59	3,229.64
Equity (b)	585.51	553.94	610.72
Net debt to equity ratio (a) / (b)	5.25	5.83	5.29

Particulars	₹ Millions		
	As at 31st March, 2017	As at 31st March, 2016	As at April 1, 2015
Net debt (a)	3,072.50	3,230.59	3,229.64
Equity (b)	585.51	553.94	610.72
Net debt plus Equity (c = a+b)	3,658.01	3,784.53	3,840.36
Gearing ratio (a) / c	0.84	0.85	0.84

DS Toll Road Limited
Notes to the Financial Statements

Note No.26 - Earning per share

Particulars	Year ended 31st March, 2017	Year ended March 31, 2016
Profit / Loss attributable to equity shareholders (₹. Millions) (A)	31.55	(56.77)
Weighted average number of equity shares for basic and diluted earnings per share (₹) (B)	52,10,000	52,10,000
Earnings / (Loss) per share (Basic and diluted) (₹) (A/B)	6.06	(10.90)
Nominal value of equity shares (₹)	10.00	10.00

DS Toll Road Limited
Notes to the Financial Statements

Note 27 - Related Party Transactions

As per accounting standard Ind AS 23 as prescribed under the Companies (Accounting Standard) Rules, 2015, the related parties and transactions are disclosed below :

Sponsor Company

Reliance Infrastructure Limited

Key Management Personnel

Kaushik Pal - Director (w.e.f. October 1, 2015)

Madan Biyani - Director (w.e.f. March 31, 2015)

Amitabh Jha - Director (w.e.f. March 31, 2015)

Prachi Gupte - Company Secretary (w.e.f. March 31, 2015)

Person having significant influence on the Sponsor Company

Shri Anil D. Ambani

Particulars	₹ Millions		
	31st March 2017	31st March 2016	April 1, 2015
Transactions during the year :			
Toll operation and maintainence expenses (including project execution support services)			
R Infra	8.88	8.45	
Reimbursement of expenditure paid by			
R Infra	0.07	0.07	
Balances at the year end:			
Other current liabilities			
R Infra	11.47	3.26	3,278.54
Sub-debts (in nature of equity)			
R Infra	468.00	468.00	468.00
Equity share capital (excluding premium)			
R Infra	52.10	52.10	52.10

Note 26 Gratuity and other post-employment benefit plans

a) Defined contribution plan

The following amount recognized as an expense in Statement of profit and loss on account of provident fund and other funds. There are no other obligations other than the contribution payable to the respective authorities.

	₹ Millions		
	As at 31st March, 2017	As at 31st March, 2016	As at April 1, 2015
Contribution to provident fund and other funds	0.15	0.08	0.05
Total	0.15	0.08	0.05

b) Defined benefit plan

The company Group has a defined benefit plan (Gratuity) for its employees. The gratuity plan is governed by the Payment of Gratuity Act, 1972. Under the Act, employee who has completed five years of service is entitled to specific benefit. The level of benefits provided depends on the member's length of service and salary at retirement age. Every employee who has completed five years or more of service gets a gratuity on departure at 15 days salary (last drawn salary) for each completed year of service as per the provision of the Payment of Gratuity Act, 1972 with total ceiling on gratuity of Rs.1,000,000/-. The said gratuity plan is funded.

The tables below summarizes the amounts recognised in the balance sheet and the movements in the net defined benefit obligation over the year:

	₹ Millions		
	As at 31st March, 2017	As at 31st March, 2016	As at April 1, 2015
Reconciliation of Net Liability / Asset:			
Opening defined benefit liability / (assets)	0.59	0.40	0.20
Net employee benefit expense recognised in the employee cost			
Current service cost	0.08	0.08	0.05
Past service cost	-	-	-
Interest cost on benefit obligation	0.05	0.03	0.02
(Gain) / losses on settlement	-	-	-
Net benefit expense	0.12	0.12	0.07
Amount recorded in Other Comprehensive Income (OCI)			
Measurement during the year due to :			
Return on plan assets, excluding amounts included in interest expense/(in	-	-	-
Actuarial loss / (gain) arising from change in financial assumptions	0.08	0.00	0.06
Actuarial loss / (gain) arising on account of experience changes	0.06	0.05	0.16
Experience (gains)/losses	-	(0.04)	(0.09)
Amount recognized in OCI	0.14	0.01	0.13
Benefit Paid			
Closing net defined benefit liability / (asset) - A	0.86	0.53	0.40
	As at 31st March, 2017	As at 31st March, 2016	As at April 1, 2015
Opening fair value of plan assets	1.17	1.08	1.00
Net employee benefit expense recognised in the employee cost			
Interest cost on benefit obligation	0.09	0.08	0.09
(Gain) / losses on settlement	-	-	-
Net benefit expense	0.09	0.08	0.09
Amount recorded in Other Comprehensive Income (OCI)			
Measurement during the year due to :			
Return on plan assets, excluding amounts included in interest expense/(in	0.00	0.00	0.01
Actuarial loss / (gain) arising from change in financial assumptions	-	-	-
Actuarial loss / (gain) arising on account of experience changes	-	-	-
Experience (gains)/losses	-	-	-
Asset ceiling not recognised as an asset	(0.06)	-	-
Amount recognized in OCI	(0.05)	0.00	0.01
Employer contributions/premiums paid	-	-	-
Benefits Paid	-	-	-
Closing fair value of plan assets - B	1.21	1.17	1.08

DS Toll Road Limited
Notes to the Financial Statements

Note 28 Gratuity and other post-employment benefit plans

₹ Millions

	As at 31st March, 2017	As at 31st March, 2016	As at April 1, 2015
Present value of funded obligations	0.86	0.53	0.40
Fair value of plan assets	1.21	1.17	1.08
Amount not recognised as an asset (asset ceiling)	-	0.20	0.22
	(0.34)	(0.44)	(0.46)

Net liability/ (asset) is bifurcated as follows :

Current	-	-	-
Non-current	(0.34)	(0.44)	(0.46)
Total	(0.34)	(0.44)	(0.46)

	As at 31st March, 2017	As at 31st March, 2016	As at April 1, 2015
Discount rate	7.05%	7.80%	7.85%
Expected rate of return on plan assets (p.a.)			
Salary escalation rate (p.a.)	7.50%	7.50%	7.50%
Mortality pre-retirement	Indian Assured Lives Mortality (2006-08)	Indian Assured Lives Mortality (2006-08)	Indian Assured Lives Mortality (2006-08)

A quantitative analysis for significant assumption is as shown below:

	As at 31st March, 2017	As at 31st March, 2016	As at April 1, 2015
Assumptions -Discount rate			
Sensitivity Level	50 bp	50 bp	50 bp
Impact on defined benefit obligation -in % increase	-6.40%	-5.72%	-5.94%
Impact on defined benefit obligation -in % decrease	6.99%	6.22%	6.48%
Assumptions -Future salary increases			
Sensitivity Level	50 bp	50 bp	50 bp
Impact on defined benefit obligation -in % increase	6.93%	6.21%	6.47%
Impact on defined benefit obligation -in % decrease	-6.41%	-5.76%	-5.98%

The table below shows the expected cash flow profile of the benefits to be paid to the current membership of the plan based on past service of the employees as at the valuation date:

	As at 31st March, 2017	As at 31st March, 2016	As at April 1, 2015
Within the next 12 months (next annual reporting period)	0.03	0.02	0.02
Between 2 and 5 years	0.15	0.12	0.09
Between 6 and 9 years	0.17	0.55	0.40
For and Beyond 10 years	2.52	1.90	1.38
Total expected payments	2.88	2.60	1.89
The average duration of the defined benefit plan obligation at the end of the reporting period	13.37 years	11.93 years	12.40 years

Plan Assets Composition

	As at 31st March, 2017	As at 31st March, 2016	As at April 1, 2015
Non Quoted			
Insurer Managed Funds	1.21	1.17	1.08
	1.21	1.17	1.08

A reconciliation of the asset ceiling during the inter-valuation period is given below:

Opening value of asset ceiling	0.20	0.22	0.28
Add : Interest on opening balance on asset ceiling	0.02	0.02	0.02
Remeasurement due to			
Changes in surplus/deficit	0.08	(0.04)	(0.09)
closing value of asset ceiling	0.27	0.20	0.22

Note 29 First Time Adoption of Ind AS

The Company has prepared these Financial Statements which comply with Ind AS applicable for the periods ending March 31, 2017 together with the comparative period data as at and for the year ended March 31, 2016 respectively as described in the summary of significant accounting policies. In preparing these financial statements, the Company has considered April 01, 2015 as the date of transition and has adjusted the amounts reported previously in the financial statements prepared in accordance with the accounting standards notified under Companies (Accounting Standard) Rules, 2006 (as amended) and other relevant provisions of the Act (Previous GAAP or Indian GAAP).

The adoption of Ind AS has been carried out in accordance with Ind AS 101, First-time Adoption of Indian Accounting Standards.

In preparing these Ind AS Financial Statements, the Company has availed certain exemptions and exceptions in accordance with Ind AS 101, as explained below. The resulting difference between the carrying values of the assets and liabilities in the Financial Statements as at the transition date under Ind AS and Previous GAAP have been recognised directly in equity (retained earnings or another appropriate category of equity). This note explains the adjustments made by the Company in restating its Previous GAAP Financial Statements, including the Balance Sheet as at April 01, 2015.

A. Exemptions from retrospective application

Ind AS 101 allows first-time adopters certain exemptions from retrospective application of certain requirements under Ind AS. The Company has elected to apply the following optional exemptions from retrospective application of Ind AS:

(a) Amortization of intangible assets arising from service concession arrangements

The Company has used exemption under Ind AS 101 and has continue to adopt the accounting policy of Previous GAAP for amortization for intangible assets arising from service concession arrangements relating to concession toll roads intangible assets recognized in the Financial Statements.

B. Exceptions from retrospective application

The Company has applied the following exceptions from full retrospective application of Ind AS as mandatorily required under Ind AS 101:

(a) Estimates

On assessment of the estimates made under the Previous GAAP financial statements, the Company has concluded that there is no necessity to revise the estimates under Ind AS, as there is no objective evidence that those estimates were in error. However, estimates, that were required under Ind AS but not required under Previous GAAP, are made by the Company for the relevant reporting dates, reflecting conditions existing as at that date.

(b) Classification and measurement of financial assets

The classification of financial assets to be measured at amortised cost or fair value through other comprehensive income is made on the basis of the facts and circumstances that existed on the date of transition to Ind AS.

C. Transition to Ind AS - Reconciliations

Ind AS 101 requires an entity to reconcile equity, cash flows for the prior periods. The following table represents the reconciliations from previous Indian GAAP to Ind AS:

- I. Effect of Ind AS adoption on the Balance Sheet as at March 31, 2016 and April 1, 2015
- II. Effect of Ind AS adoption on the Statement of Profit and Loss for the year ended March 31, 2016
- III. Reconciliation of total equity as at March 31, 2016 and April 1, 2015
- IV. Reconciliation of total comprehensive income for the year ended March 31, 2016
- V. Material adjustments to the statement of cash flows for the year ended March 31, 2016

I. Effect of Ind AS adoption on the Balance Sheet

₹ Millions

Note	As at March 31, 2016 (End of last period presented under Previous GAAP)			As at April 1, 2015 (Date of transition)		
	Indian GAAP*	Ind AS adjustments	Ind AS	Indian GAAP*	Ind AS adjustments	Ind AS
ASSETS						
Non-current assets						
(a) Intangible assets	3,441.85	(337.08)	3,104.87	3,569.08	(351.51)	3,217.55
(b) Intangible assets under development	6.05	(0.00)	6.05	3.28	-	3.28
(c) Financial Assets						
(i) Other Financial Assets	42.11	(40.60)	1.51	-	51.59	51.59
(d) Other non-current assets	-	2.30	2.30	1.37	0.57	2.05
Current assets						
(a) Financial Assets						
(i) Investments	120.31	(0.00)	120.31	113.91	0.02	113.93
(ii) Cash and cash equivalents	72.00	0.00	72.00	150.24	(124.80)	5.44
(iii) Bank balances other than (ii) above	-	-	-	-	73.80	73.80
(iv) Loans	645.00	-	645.00	2,923.00	-	2,923.00
(v) Other financial asset	23.21	(22.48)	0.76	354.55	5.85	360.40
(b) Current Tax Assets (Net)	-	19.79	19.79	42.36	(24.60)	17.76
(c) Other current assets	0.33	43.84	44.17	5.43	18.75	24.18
Total Assets	4,350.96	(335.20)	4,015.76	7,773.19	(350.22)	7,422.97
EQUITY AND LIABILITIES						
EQUITY						
(a) Equity share capital	52.10	-	52.10	52.10	-	52.10
(b) Other equity	422.15	79.70	501.84	512.83	45.79	558.62
LIABILITIES						
Non-current liabilities						
(a) Financial Liabilities						
(i) Borrowings	3,547.05	(475.83)	3,071.23	3,706.33	(476.69)	3,229.64
(ii) Other financial liabilities	12.50	-	12.50	2.27	-	2.27
(b) Provisions	0.84	48.27	49.11	0.48	12.34	12.82
(c) Deferred tax liabilities (Net)	111.43	12.66	124.09	150.01	(93.93)	56.09
Current liabilities						
(a) Financial Liabilities						
(i) Trade payables	29.94	(0.04)	29.90	410.63	3.17	414.01
(ii) Other financial liabilities	175.13	(1.89)	173.24	-	33.20	33.20
(b) Other current liabilities	-	1.92	1.92	2,938.32	(36.37)	2,901.95
(c) Provisions	0.03	-	0.03	0.02	162.26	162.28
Total Equity and Liabilities	4,350.96	(335.20)	4,015.76	7,773.19	(350.22)	7,422.97

*The presentation requirements under Previous GAAP differs from and hence the Previous GAAP information has been regrouped for ease of reconciliation with Ind AS. The regrouped Previous GAAP information is derived based on the audited financial statements of the Company.

II. Effect of Ind AS adoption on the Statement of Profit and Loss

Particulars	Note	For the year ended March 31, 2016 (Latest period presented under previous GAAP)		
		Indian GAAP*	Ind AS adjustments	Ind AS
Revenue from operations	(i)	587.42	0.00	587.42
Other Income		81.77	0.84	82.40
Total Income		649.19	0.84	649.83
Expenses				
Toll Operation and Maintenance expenses	(iv)	210.54	(125.61)	84.93
Employee benefits expense		3.95	(0.03)	3.91
Finance costs	(iii), (iv)	368.67	5.94	374.71
Amortization expense	(i)	157.83	(15.15)	142.89
Other expenses	(v)	37.26	(4.91)	32.36
Total expenses		778.45	(138.88)	639.59
Profit / (loss) before tax		(129.26)	140.50	11.24
Tax expense				
Deferred tax charge/(credit)	(ii)	(38.58)	106.50	68.01
Profit/(Loss) for the year		(90.68)	33.91	(56.77)
Other Comprehensive Income				
(i) Items that will not be reclassified to profit or loss				
Remeasurements of net defined benefit plans : Gains / (Loss)		-	(0.01)	(0.01)
(ii) Income tax relating to items that will not be reclassified to profit or loss				
Remeasurements of net defined benefit plans		-	(0.00)	(0.00)
Other Comprehensive Income/(Loss) for the year		-	(0.01)	(0.01)
Total Comprehensive Income /(Loss) for the year		(90.68)	33.90	(56.78)

*The presentation requirements under Previous GAAP differs from and hence the Previous GAAP information has been regrouped for ease of reconciliation with Ind AS. The regrouped Previous GAAP information is derived based on the audited financial statements of the Company.

III. Reconciliation of Total Equity

₹ Millions

Particulars	As at	
	March 31, 2016	April 01, 2015
Total equity (shareholder's funds as per Indian GAAP)	422.15	512.83
Adjustments:		
Retrospective application of service concessionaire arrangements (i)	(113.72)	(113.72)
Impact of Financial assets recognised under concessionaire arrangement (ii)	72.78	72.78
Capital Reserve recognised as financial asset (iii)	(310.00)	(310.00)
Resurfacing provision recognised as per Ind AS 38 (including unwinding of discount on resurfacing provision) (iv)	(33.12)	(174.60)
Sub-ordinated debt in nature of equity (v)	468.00	468.00
Borrowings (vi)	9.35	8.89
Others (vii)	(0.94)	0.74
Fair value of mutual fund investments (viii)	0.01	(0.02)
Tax effects on adjustments (deferred tax impact) (ix)	(12.66)	93.93
Total adjustments	79.70	45.79
Total equity (shareholder's funds as per Ind AS)	501.84	558.62

IV. Reconciliation of Total Comprehensive Income

₹ Millions

Particulars	For the year ended	
	March 31, 2016	
Net profit or (loss) as per Previous GAAP (Indian GAAP)	(90.68)	
Adjustments:		
Resurfacing provision recognised as per Ind AS 38 (including unwinding of discount on resurfacing provision) (iv)	141.48	
Borrowings (vi)	0.66	
Others (vii)	(1.67)	
Fair Value of Mutual Fund Investments (viii)	0.03	
Tax effects on adjustments (deferred tax impact) (ix)	(106.58)	
Total of Adjustment	33.91	
Net profit/(loss) as per Ind AS	(56.77)	

V. Material adjustments to the Statement of Cash Flows

₹ Millions

Particulars	Year ended March 31, 2016		
	Indian GAAP	Ind AS adjustments	Ind AS
	Net cash flows from operating activities	338.93	(3,183.20)
Net cash flows from investing activities	129.62	3,169.96	3,299.58
Net cash flows from financing activities	(401.98)	13.24	(388.74)
Net increase/(decrease) in cash and cash equivalents	66.57	(0.00)	66.57
Cash and cash equivalents at beginning of year	5.43	0.00	5.43
Cash and cash equivalents at end of year	72.00	(0.00)	72.00

Notes to First time adoption of Ind AS

Note (i) - Application of service concessionaire arrangement as per Appendix A of Ind AS 11

Appendix A of Ind AS 11 'Service Concessionaire Arrangement' is applicable to the Company which provides guidance on accounting by the operators of public-to-private service concession arrangements under which private sector entities participate in the development, financing, operation and maintenance of infrastructure for provision of public services. The Company is engaged in to Design, Build, Finance, Operate and Transfer (DBFOT) basis the toll roads including operation and maintenance thereof during the concession period. After the expiry of the concession period the Company is required to handover the infrastructure i.e. the toll roads to the grantor i.e. National Highway Authorities of India (NHAI).

As per the salient feature of the concession arrangement, the operator has a twofold activity based on which revenue is recognized in the financial statements which is in line with the requirement of Appendix A of Ind AS 11.

- a construction activity in respect of its obligation to design, build and finance an asset that it makes available to the grantor: revenue is recognized on a stage of completion basis in accordance with Ind AS 11 during the construction phase of the toll roads.

- an operating and maintenance activity in respect of the assets under the concession during the operational: revenue is recognized in accordance with Ind AS 18.

On account of above there has been decrease in intangible assets arising on account of toll collection rights of ₹ 310 millions as at March 31, 2016 and ₹ 310 millions as at April 1, 2015 wherein the Company has an unconditional right to receive payments from the grantor i.e. NHAI which has been deducted from the cost of intangible assets and recognized as financial assets which earlier under the Indian GAAP was considered as promoter's contribution and was recognized as 'Capital Reserve' in accordance with AS 12 'Accounting for Government grants'.

Further, impact of financial assets recognised under concessionaire arrangement (net of discounting) resulting in increase in Total Equity ₹ 72.78 millions as at March 31, 2016 and ₹ 72.78 millions as at April 1, 2015.

Moreover there has been decrease in intangible assets and decrease in total equity, arising on account of application of service concession arrangement, of ₹ 113.72 millions as at March 31, 2016 and ₹ 113.72 millions as at April 1, 2015.

Note (ii) - Recognition of deferred tax assets/liability as per Ind AS 12

Ind AS 12 requires an entity to recognize deferred tax using balance sheet approach, which is based on the temporary differences between the tax base of an asset or liability and its carrying amount in the financial statements. Deferred tax is provided in full for all temporary differences arising between the tax bases of assets and liabilities and their carrying amount in the financial statements. The Company recognizes deferred tax assets for all deductible temporary differences including unused tax losses carried forward to the extent that it is probable that taxable profits would be available against which the deductible temporary differences can be utilized.

Under Indian GAAP deferred tax was recognized based on income approach and deferred tax assets in case of unused tax losses carried forward are recognized if there is virtual certainty that sufficient future taxable income will be available to realize the same. Hence on account of above deferred tax assets were not recognized under the Indian GAAP.

On account of above there has been increase in deferred tax asset (net) resulting in decrease in Total Equity by ₹ 12.66 millions as at March 31, 2016 and increase in Total Equity by ₹ 93.93 millions as at April 1, 2015 and decrease in loss of ₹ 106.58 millions during the year ended March 31, 2016 mainly on account of Ind AS adjustments pertaining to retrospective application of service concession arrangement and deferred tax asset recognized for unused tax losses carried forward as per Ind AS 12.

Note (iii) - Borrowings

Ind AS 109 requires transaction costs incurred towards origination of borrowings to be deducted from the carrying amount of borrowings on initial recognition. The same is recognized as interest as part of the effective interest rate method over the period of the borrowing.

Under Indian GAAP, these were capitalised to intangible assets as per AS 16 'Borrowing cost' as and when incurred.

On account of above there has been increase in borrowings by ₹ 9.35 millions as at March 31, 2016 and ₹ 8.69 millions as at March 31, 2015 with a corresponding adjustment to intangible assets. This resulted in decrease in loss by ₹ 0.66 millions for the year ended March 31, 2016.

Note (iv) - Resurfacing obligation recognized as per Ind AS 37

As per service concession arrangement, the Company is obligated to carry out resurfacing of the roads under the concession period every five years. The Company estimates the likely provision required towards resurfacing and accrues the costs on a straight line basis over the period at the end of which resurfacing would be required in the Statement of Profit and Loss.

Under Indian GAAP the same obligation was recognized in the year in which resurfacing was required as per the concession arrangement.

The net effect of the above is decrease in total equity by ₹ 33.12 millions as at March 31, 2016 and ₹ 174.6 millions as at April 1, 2015 with corresponding increase in resurfacing provisions (net of unwinding discount). This resulted in decrease in loss by ₹ 141.48 millions for the year ended March 31, 2016.

Note (v) - Classification of subordinate debt instruments (in nature of equity)

Ind AS 32 requires classification of financial instruments issued into financial liabilities or equity. Subordinate debt instruments issued do not meet the definition of a financial liability, as the terms do not cast a contractual obligation on the the Company to make any payment of principal and accrued interest thereon in cash or other financial asset. Further, since the instruments are non convertible, the Company is not required to settle the contracts by issuance of their own equity instruments.

Under Indian GAAP, these instruments were reported as borrowings.

On account of above there has been increase in total equity by ₹ 468 million as at March 31, 2016 and ₹ 468 million as at April 1, 2015 with a corresponding decrease in borrowings.

Note (vi) - Fair value of mutual fund investments

Ind AS 106 requires mutual fund investments to be measured at fair value. The resulting fair value changes in these investments have been recognized in the retained earnings as on the transition date and subsequently in the statement of profit & loss account.

Under the Indian GAAP, investments in mutual funds were classified as current investment and were carried at lower of cost and fair value.

The net effect of the above is decrease in total equity by ₹ 0.02 millions as at March 31, 2016 and increase in total equity by ₹ 0.01 millions as at April 1, 2015 with corresponding increase in investments. On account of above there has been increase in value of investments by ₹ 0.03 million with a corresponding adjustment to retained earnings for recognition of fair value change of mutual fund investment as on the transition date.

DS Toll Road Limited
Notes to the Financial Statements

Note 30: Assets pledged as security

The carrying amounts of assets pledged as security for current and non-current borrowings are:

	₹ Millions		
	March 31, 2017	March 31, 2016	April 1, 2015
Current			
Financial assets			
<i>First charge</i>			
Investments	126.16	120.31	113.93
Bank balances	-	-	73.80
Loans	645.00	645.00	2,923.00
Other financial assets	68.43	0.78	960.40
<i>Floating charge</i>			
Cash and cash equivalents	122.81	72.00	5.44
Non-financial assets			
<i>First charge</i>			
Inventories	7.63	62.96	41.93
Total current assets pledged as security	970.02	901.03	4,118.50
Non-current			
Financial assets			
<i>First charge</i>			
Security deposits	1.51	1.51	51.59
Non-financial assets			
<i>First charge</i>			
Intangible Assets	2,960.03	3,104.87	3,247.55
Intangible Assets under development	-	6.05	3.28
Other non-current assets	3.21	2.30	2.05
Total non-current assets pledged as security	2,964.75	3,114.73	3,304.47
Total assets pledged as security	3,934.77	4,015.76	7,422.97

Note 31: Auditors Remuneration

The carrying amounts of assets pledged as security for current and non-current borrowings are:

	₹ Millions		
	March 31, 2017	March 31, 2016	April 1, 2015
01. Audit Fees*	0.42	0.80	0.35
Auditors Remuneration	0.42	0.80	0.35

Note 32 Contingent Liabilities

Particulars	As at 31st March, 2017
Differences in balances as per bank loan confirmations and books of accounts mainly on account of interest rate resetting are under reconciliation with the bankers. The company expects to settle these soon and do not anticipate any further liability on account of interest.	2.50

Note 33 Arbitration Claims

(a) Arbitration with NHAI

The company had initiated arbitration proceedings against National Highways Authority of India claiming an amount of ₹1,849.95 millions on account non-payment of various claims by NHAI inter alia the extended stay costs, loss of revenue and interest for delay on the release of grant etc. The arbitral tribunal has by way of its Award dated July 7, 2016, inter alia, allowed a sum of ₹ 1,017.35 millions (includes interest of ₹ 531.69 millions till the date of award) payable to DS by NHAI. Further, the Tribunal has also awarded cost of Arbitration of ₹ 5.92 millions and an interest of 12% from the date of Award till the date of realization if the awarded amount is not paid within 60 days from the date of Award. Subsequently NHAI challenged the Award before the Hon'ble High Court of Delhi which is pending.

The management of the company believes that their claims are tenable and are confident that the arbitration award would be in their favour.

(b) Claims raised by EPC Contractors

EPC Contractors have made claims against the company of ₹ 1,305.74 millions. The amounts referred are including interest on delayed payment. However, it has been agreed between the EPC contractors and the company that the payments for the claims would be made only to the extent to such EPC Contractors claims that have been accepted and paid by NHAI.

Note 34 Events after the reporting year

There are no subsequent events after the reporting year which required adjustments to the financial statements.

Note 35 Demonetisation Disclosure

Details of Specified Bank Notes ("SBN") held and transacted during the period 08/11/2016 to 30/12/2016 as provided below:

Particulars	SBNs	Other denominated Notes	Total
Closing cash in hand as on 08.11.2016	0.00	0.06	0.06
(+) Permitted receipts	8.74	35.66	44.39
(-) Permitted payments	0.00	0.09	0.09
(-) Amount deposited in Banks	8.74	33.93	42.66
Closing cash in hand as on 30.12.2016	-	1.71	1.71

Note 36 Toll Operation and Maintenance Expenses (Refer Note 17)

Toll Operation and Maintenance Expenses for the year ended March 31, 2017 includes the following:

a) In the month of December 2015, due to heavy floods in the state of Tamil Nadu which had an impact on the project assets of the company. This company had preferred claim for the loss due to the floods. Pending settlement of the same, the amounts incurred during the year ended March 31, 2016 and year ended March 31, 2017 for restoration of damages at site were booked under advances as Claims Receivable. During the year ended March 31, 2017, the insurance claims were settled at ₹ 17.49 Millions. Accordingly the difference of Claims Receivable and the Insurance Claims actually received, amounting to ₹ 22.70 Millions was charged off to the Statement of Profit & Loss under the head Maintenance of Roads forming part of Toll Operation and Maintenance expenses during the year ended March 31, 2017.

b) Pursuant to the NHAI Circular dated November 15, 2016, wherein NHAI prescribed that micro surfacing may be used for the renewal course, maintenance and repair on national highways for at least 25% to 30% of the total length. Based on the said circular the company has estimated the provision for Resurfacing expenses in the books of accounts.

Note 37 Demonetisation Claim Note (Refer Note 5e)

Consequent upon the de-monetisation of currency notes by the Central Government, toll collection had been suspended from November 9, 2016 to December 2, 2016 for which the company had raised claims on NHAI for reimbursement of the expenses incurred during this period as per the provisions of the Concession Agreement entered into between the company and NHAI read along with NHAI circular dated November 29, 2016 and December 6, 2016 in this regard. An amount of ₹ 28.14 millions claimed, being contractually enforceable and certain of recovery has been recognised as other operating income. As at March 31, 2017, ₹ 6.22 millions was receivable and disclosed under Other Financials Assets - Current.

Note No 38 Income tax expense

	March 31, 2017	March 31, 2016
(a) Income tax expense		
<i>Current tax</i>		
Current tax on profits for the year	6.00	-
Adjustments for current tax of prior periods	(0.62)	-
Total current tax expense	5.38	-
<i>Deferred tax</i>		
Decrease/(increase) in deferred tax assets	13.08	10.36
(Decrease)/increase in deferred tax liabilities	(20.71)	78.37
Total deferred tax expense/(benefit)	(33.77)	68.00
Income tax expense	(28.39)	68.00
Income tax expense is attributable to:		
	March 31, 2017	March 31, 2016
Profit as per Ind AS from continuing operations before income tax expense	3.15	11.24
Income Tax as per effective Tax Rate of 34.608%	1.09	3.89
Tax Effect of Permanent timing differences	(25.10)	(25.10)
Recognition of Tax Losses	(9.76)	89.22
Current tax on Profit for Year	6.00	-
Prior Year Tax Adjustment	(0.62)	-
Total Tax Expense	(28.39)	68.00

(b) Deferred tax balances			
The balance comprises temporary differences attributable to:			
	March 31, 2017	March 31, 2016	April 1, 2015
Deferred tax liability on account of:			
Intangible Assets	337.85	358.16	279.34
Loan Processing Costs	2.31	2.71	3.01
Provision for other liabilities	-	-	0.16
Deferred tax asset on account of:			
Provision for other assets	29.44	16.70	60.43
Provision for Retirement of Assets	0.01	-	-
Provision for Leave Encashment	0.20	(0.11)	0.04
Unabsorbed losses (including depreciation)	220.22	220.22	165.99
Net deferred tax liability/(Asset)	(90.28)	(124.05)	(56.05)

(c) Movement in deferred tax balances:				
	Depreciation difference	Unabsorbed losses (including depreciation)	Others	Total
At April 01, 2015	(279.34)	165.99	57.30	(56.05)
(Charged)/credited:				
- to profit or loss	(78.83)	54.23	(43.41)	(68.00)
- to other comprehensive income	-	-	0.00	0.00
- Deferred tax on basis adjustment	-	-	-	-
At March 31, 2016	(358.16)	220.22	13.89	(124.05)
(Charged)/credited:				
- to profit or loss	20.91	-	12.87	33.78
- to other comprehensive income	-	-	(0.00)	(0.00)
- Deferred tax on basis adjustment	-	-	-	-
At March 31, 2017	(337.26)	220.22	26.76	(90.28)

Note: In line with the requirements of Ind AS 114, Regulatory Deferral Accounts, the entity presents the resulting deferred tax asset (liability) and the related movement in that deferred tax asset (liability) with the related regulatory deferral account balances and movements in those balances, instead of within that presented above in accordance with Ind AS 12 Income Taxes. Refer note 18 for disclosures as per Ind AS 114.

Note 39 : During the year, the company had appointed a toll consultant and have re-estimated the toll revenue over the remaining concession period. Accordingly, Intangible Assets have been amortised prospectively as per the revised estimated toll revenue.

DS Toll Road Limited
Notes to the Financial Statements

Note 40 Figures for the previous year have been regrouped / reclassified / rearranged wherever necessary to make them comparable to those for the current year.

As per our attached report of even date

For **Thakur Vaidyanath Aiyar & Co.**
Chartered Accountants
Firm Regn. No. 000038N

For and on behalf of the Board

C.V.Parameswar
Partner
Membership No. 11541

Kaushik Pal
Director
DIN: 05237230

Madan Blyani
Director
DIN: 07130371

Prachi Gupte
Company Secretary

Place: Mumbai
Date: 14th April 2017

Place: Mumbai
Date: